

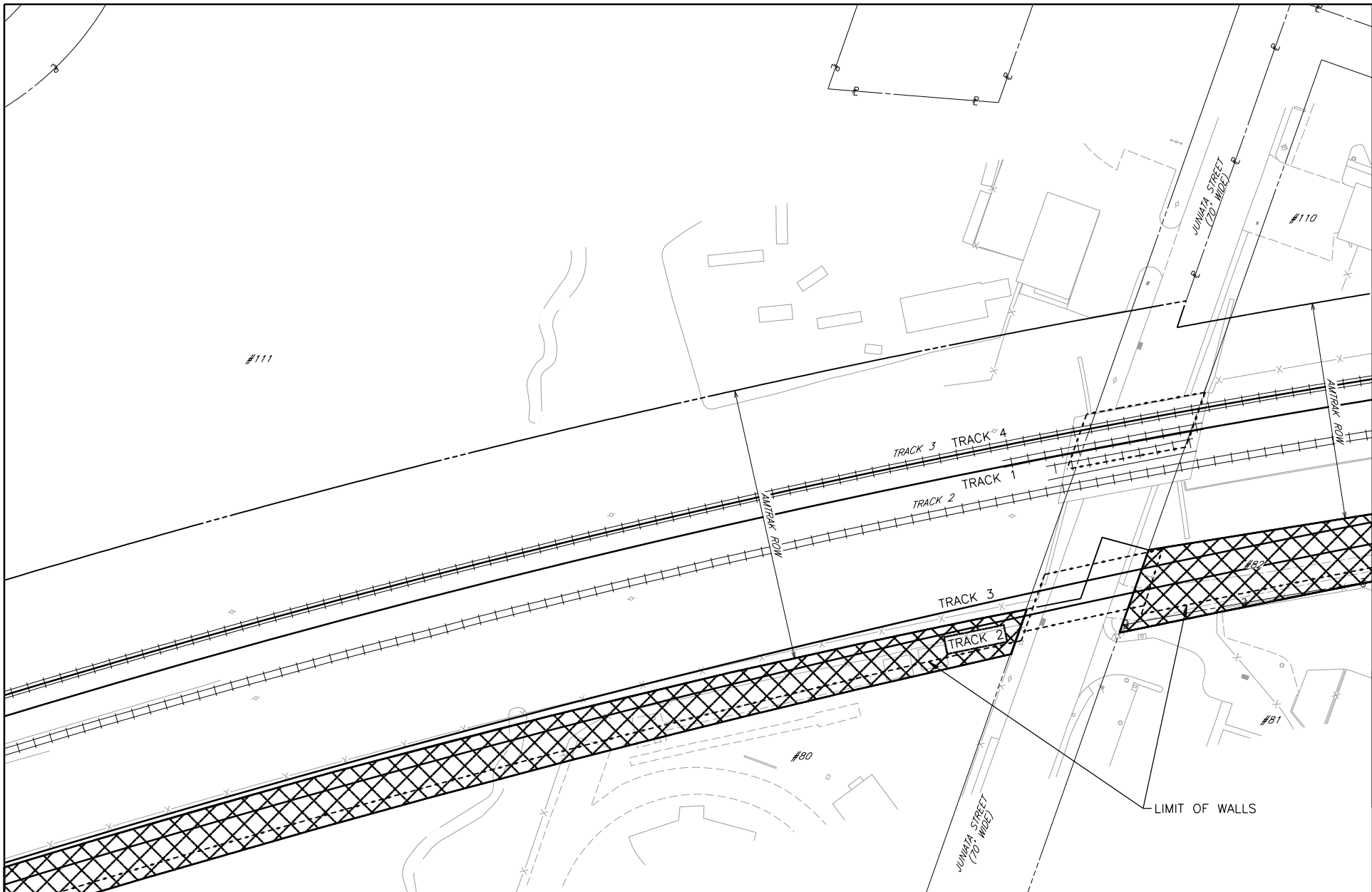
Susquehanna River Rail Bridge Project

Appendix B

Engineering Alignments



March 2017



MATCH LINE - SEE SHEET 2

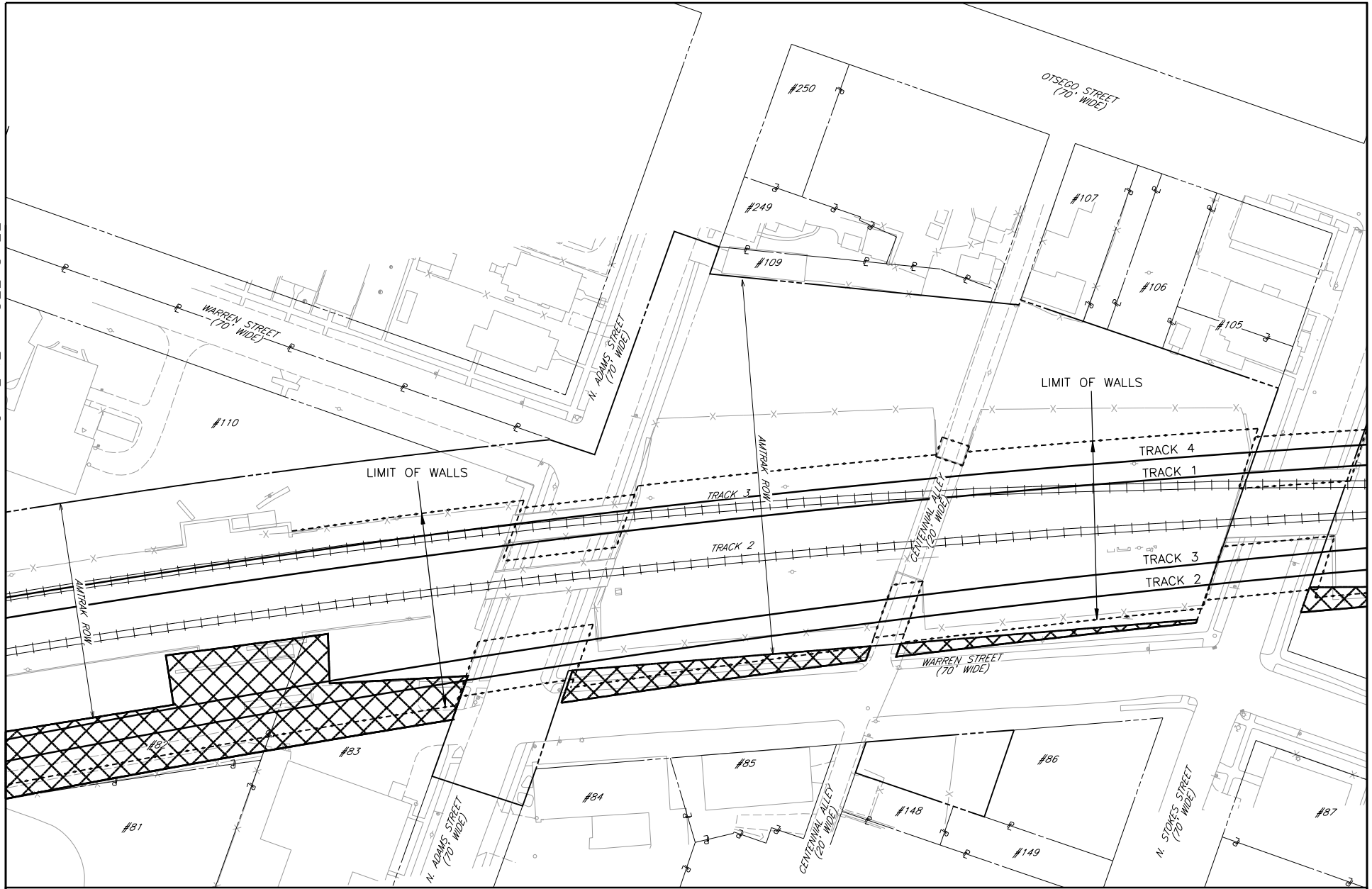


- | | |
|----------------|--|
| ROW LINE | PROPERTY NUMBER (SEE TABLE) |
| PROPERTY LINE | IMPACTED PROPERTY (OUTSIDE AMTRAK ROW) |
| EXISTING TRACK | IMPACTED EASEMENT (EXISTING AMTRAK PROPERTY) |
| FENCE | PROPOSED RETAINING WALL AND BRIDGE LIMITS |
| EDGE ROAD | |
| STRUCTURE | |
| WATERWAY | |

**OPTION 9A RIGHT-OF-WAY
HAVRE DE GRACE
SHEET 1 OF 3**

MATCH LINE - SEE SHEET 1

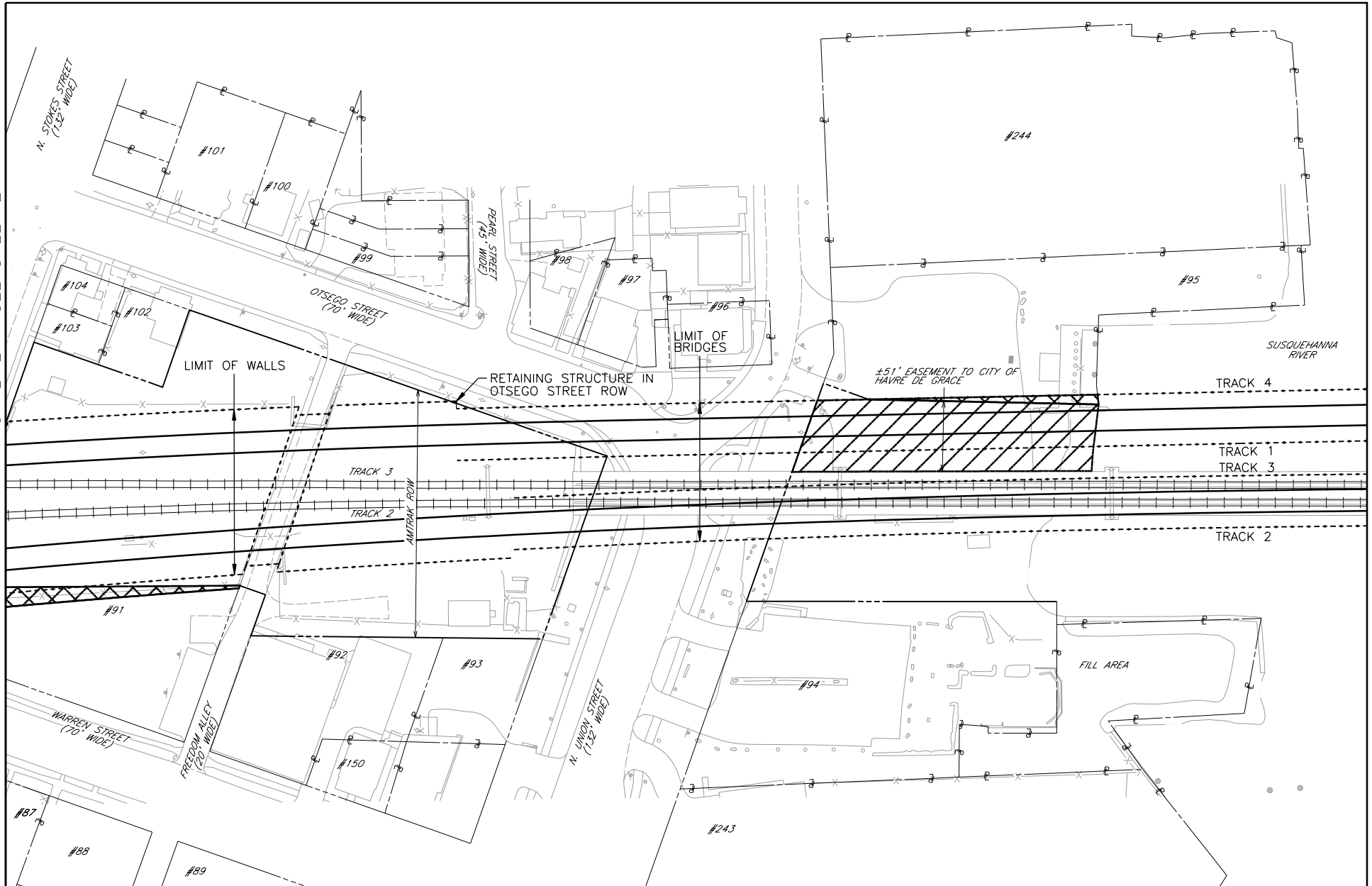
MATCH LINE - SEE SHEET 3



- | | | | |
|--|----------------|--|--|
| | ROW LINE | | PROPERTY NUMBER (SEE TABLE) |
| | PROPERTY LINE | | IMPACTED PROPERTY (OUTSIDE AMTRAK ROW) |
| | EXISTING TRACK | | IMPACTED EASEMENT (EXISTING AMTRAK PROPERTY) |
| | FENCE | | PROPOSED RETAINING WALL AND BRIDGE LIMITS |
| | EDGE ROAD | | |
| | STRUCTURE | | |
| | WATERWAY | | |

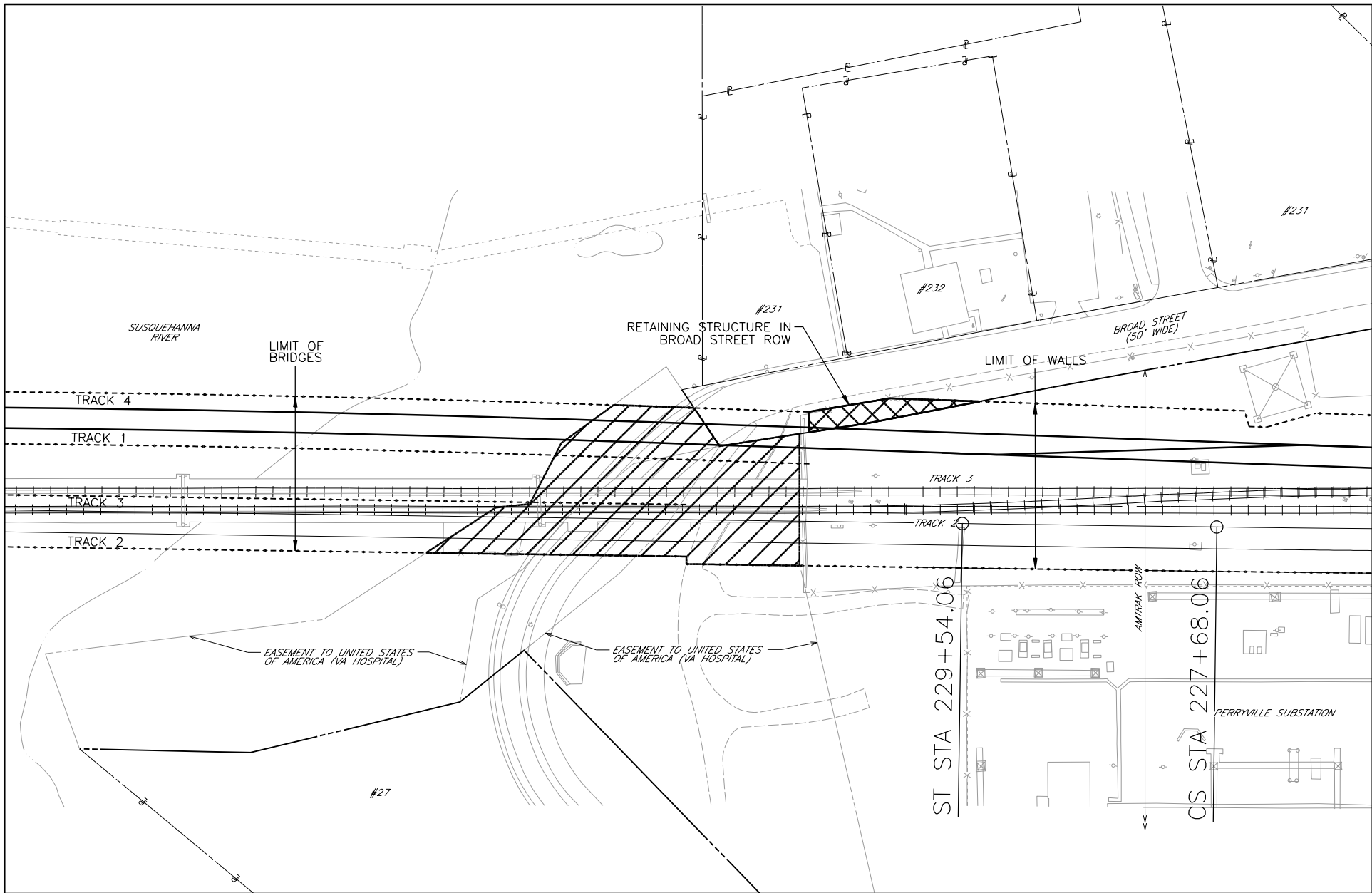
**OPTION 9A RIGHT-OF-WAY
HAVRE DE GRACE
SHEET 2 OF 3**

MATCH LINE - SEE SHEET 2



- | | | | |
|-------|----------------|---------|--|
| ----- | ROW LINE | ---#--- | PROPERTY NUMBER (SEE TABLE) |
| —e— | PROPERTY LINE | ▧ | IMPACTED PROPERTY (OUTSIDE AMTRAK ROW) |
| —+— | EXISTING TRACK | ▨ | IMPACTED EASEMENT (EXISTING AMTRAK PROPERTY) |
| —x— | FENCE | ----- | PROPOSED RETAINING WALL AND BRIDGE LIMITS |
| ----- | EDGE ROAD | | |
| ----- | STRUCTURE | | |
| ----- | WATERWAY | | |

**OPTION 9A RIGHT-OF-WAY
HAVRE DE GRACE
SHEET 3 OF 3**



MATCH LINE - SEE SHEET 2

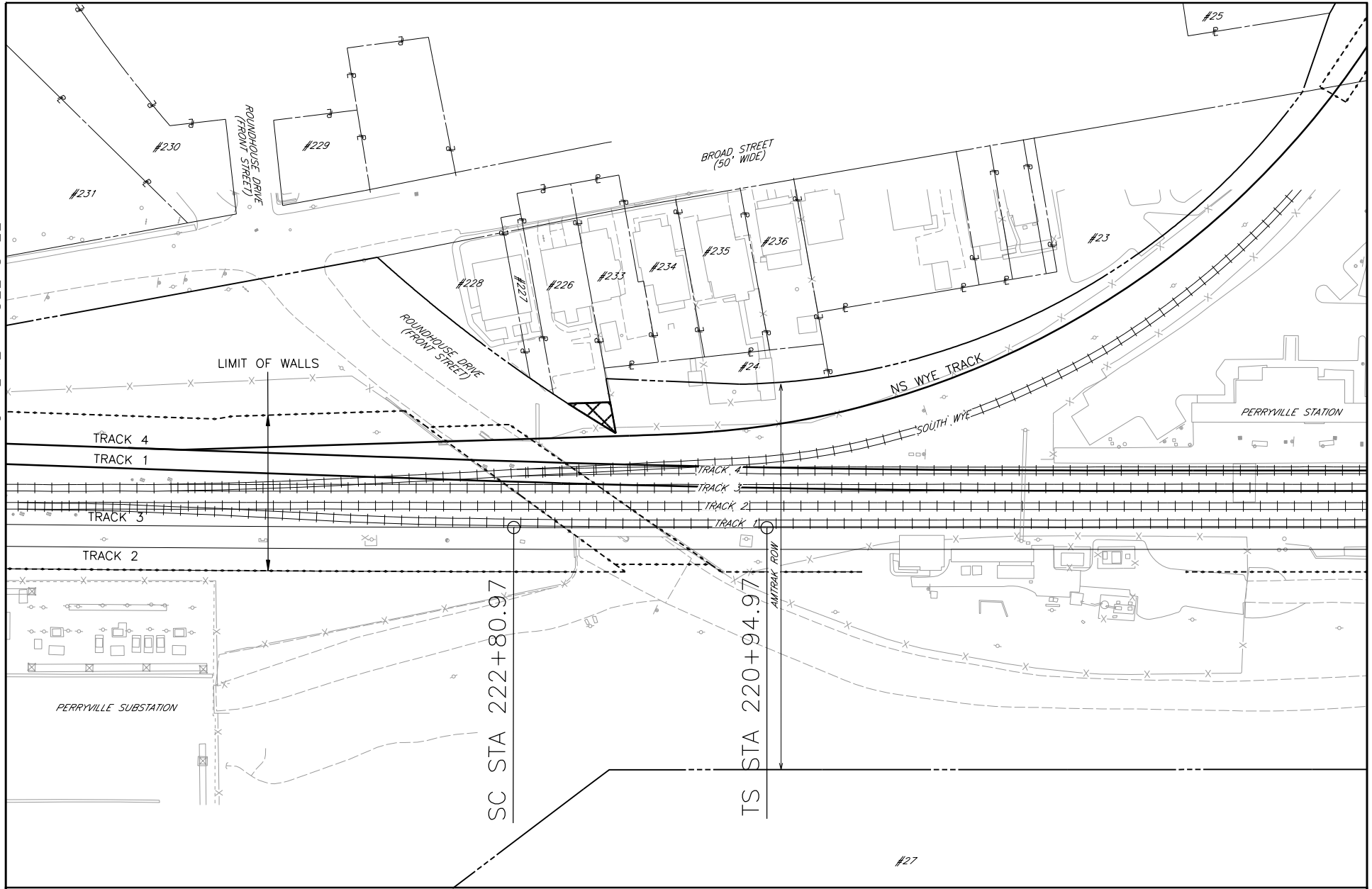


- | | | | |
|-------|----------------|------------------------|--|
| ----- | ROW LINE | ---#--- | PROPERTY NUMBER (SEE TABLE) |
| —e— | PROPERTY LINE | [Cross-hatched box] | IMPACTED PROPERTY (OUTSIDE AMTRAK ROW) |
| —+—+— | EXISTING TRACK | [Diagonal-hatched box] | IMPACTED EASEMENT (EXISTING AMTRAK PROPERTY) |
| —x— | FENCE | ----- | PROPOSED RETAINING WALL AND BRIDGE LIMITS |
| ----- | EDGE ROAD | | |
| ----- | STRUCTURE | | |
| ----- | WATERWAY | | |

**OPTION 9A AND 9B
RIGHT-OF-WAY
PERRYVILLE
SHEET 1 OF 3**

MATCH LINE - SEE SHEET 1

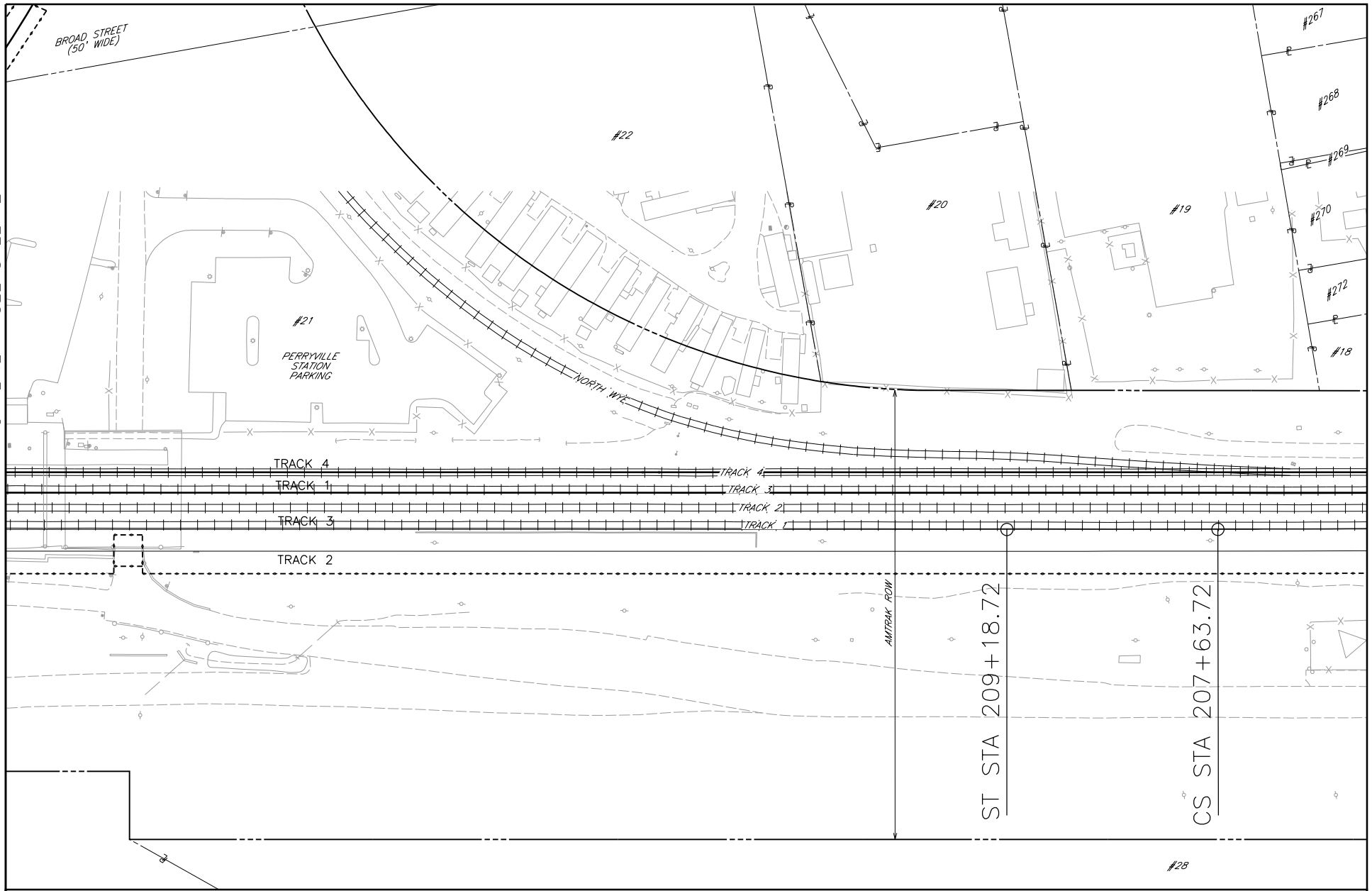
MATCH LINE - SEE SHEET 3



- | | | | |
|--|----------------|--|--|
| | ROW LINE | | PROPERTY NUMBER (SEE TABLE) |
| | PROPERTY LINE | | IMPACTED PROPERTY (OUTSIDE AMTRAK ROW) |
| | EXISTING TRACK | | IMPACTED EASEMENT (EXISTING AMTRAK PROPERTY) |
| | FENCE | | PROPOSED RETAINING WALL AND BRIDGE LIMITS |
| | EDGE ROAD | | |
| | STRUCTURE | | |
| | WATERWAY | | |

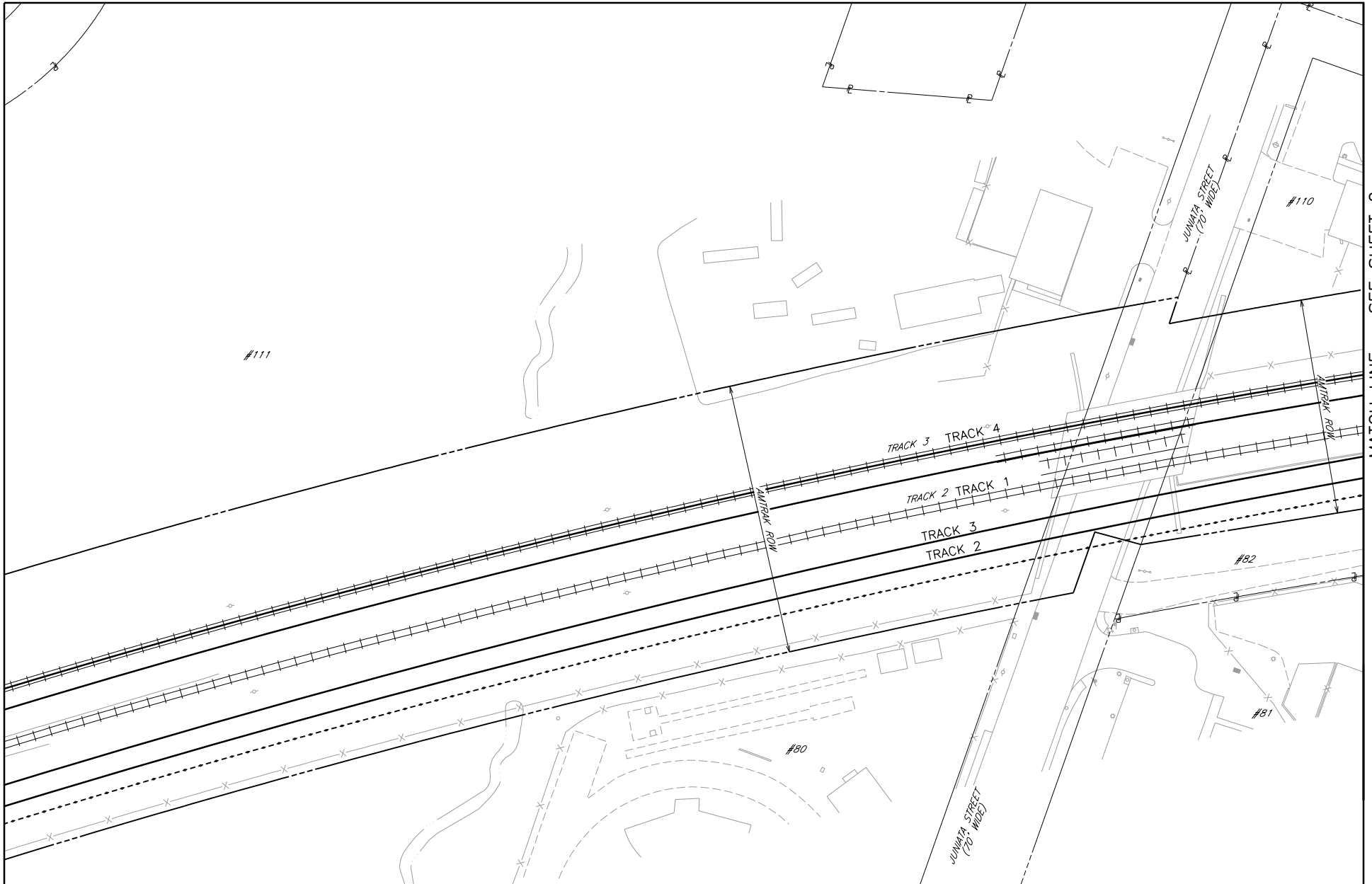
**OPTION 9A AND 9B
RIGHT-OF-WAY
PERRYVILLE
SHEET 2 OF 3**

MATCH LINE - SEE SHEET 2



- ROW LINE
- p — PROPERTY LINE
- ==== EXSITING TRACK
- x- FENCE
- - - - EDGE ROAD
- STRUCTURE
- - - - WATERWAY
- PROPERTY NUMBER (SEE TABLE)
- ▣ IMPACTED PROPERTY (OUTSIDE AMTRAK ROW)
- ▣ IMPACTED EASEMENT (EXISTING AMTRAK PROPERTY)
- PROPOSED RETAINING WALL AND BRIDGE LIMITS

**OPTION 9A AND 9B
RIGHT-OF-WAY
PERRYVILLE
SHEET 3 OF 3**



MATCH LINE - SEE SHEET 2

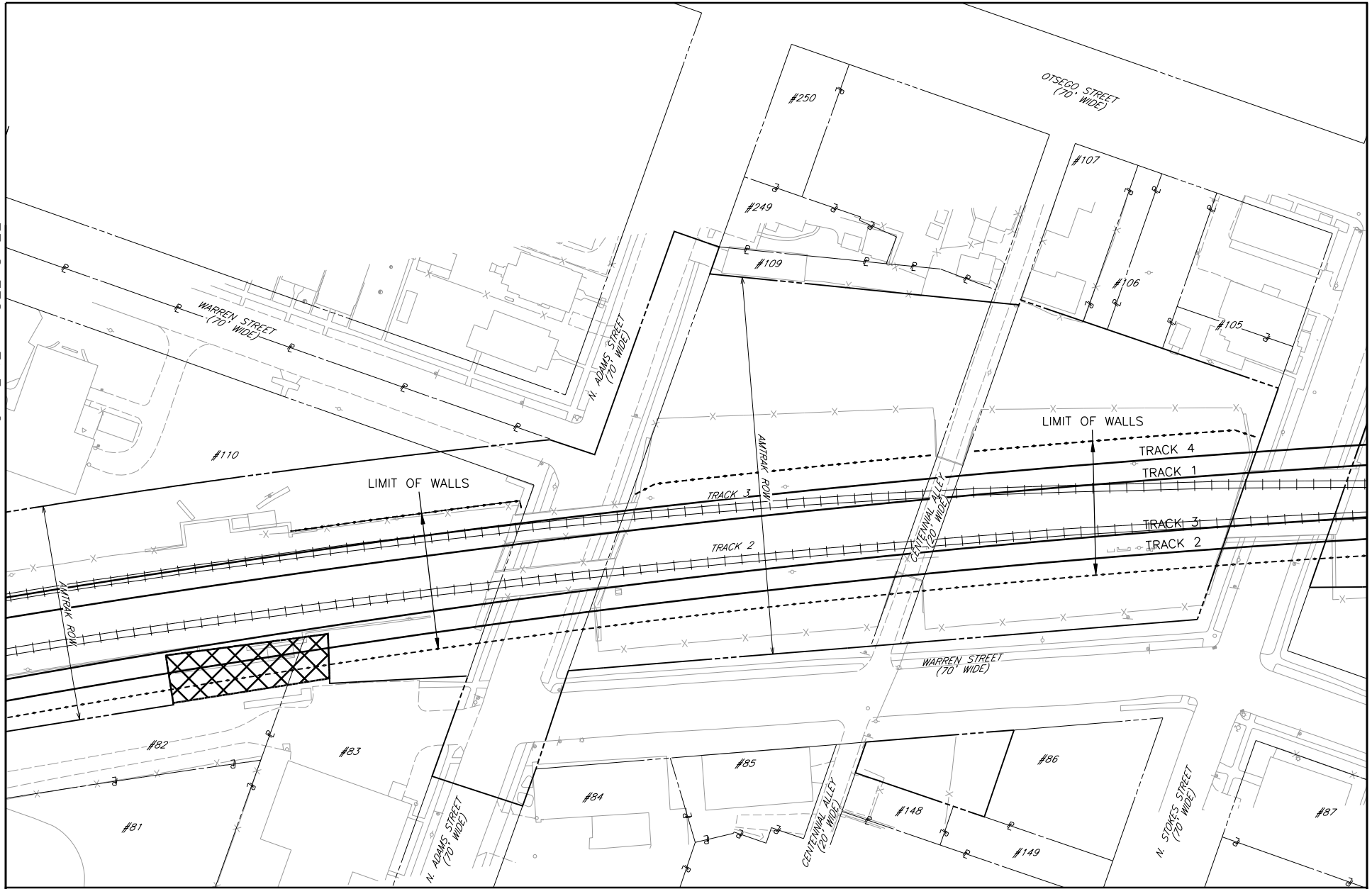


- | | | | |
|-------|----------------|-------|--|
| ----- | ROW LINE | --- | PROPERTY NUMBER (SEE TABLE) |
| —p— | PROPERTY LINE | ▣ | REQUIRED ROW (CONCEPT DESIGN LEVEL) |
| —x—x— | EXISTING TRACK | ▤ | IMPACTED EASEMENT (EXISTING AMTRAK PROPERTY) |
| —x— | FENCE | ----- | PROPOSED RETAINING WALL AND BRIDGE LIMITS |
| ----- | EDGE ROAD | | |
| ----- | STRUCTURE | | |
| ~~~~~ | WATERWAY | | |

**OPTION 9B RIGHT-OF-WAY
HAVRE DE GRACE
SHEET 1 OF 3**

MATCH LINE - SEE SHEET 1

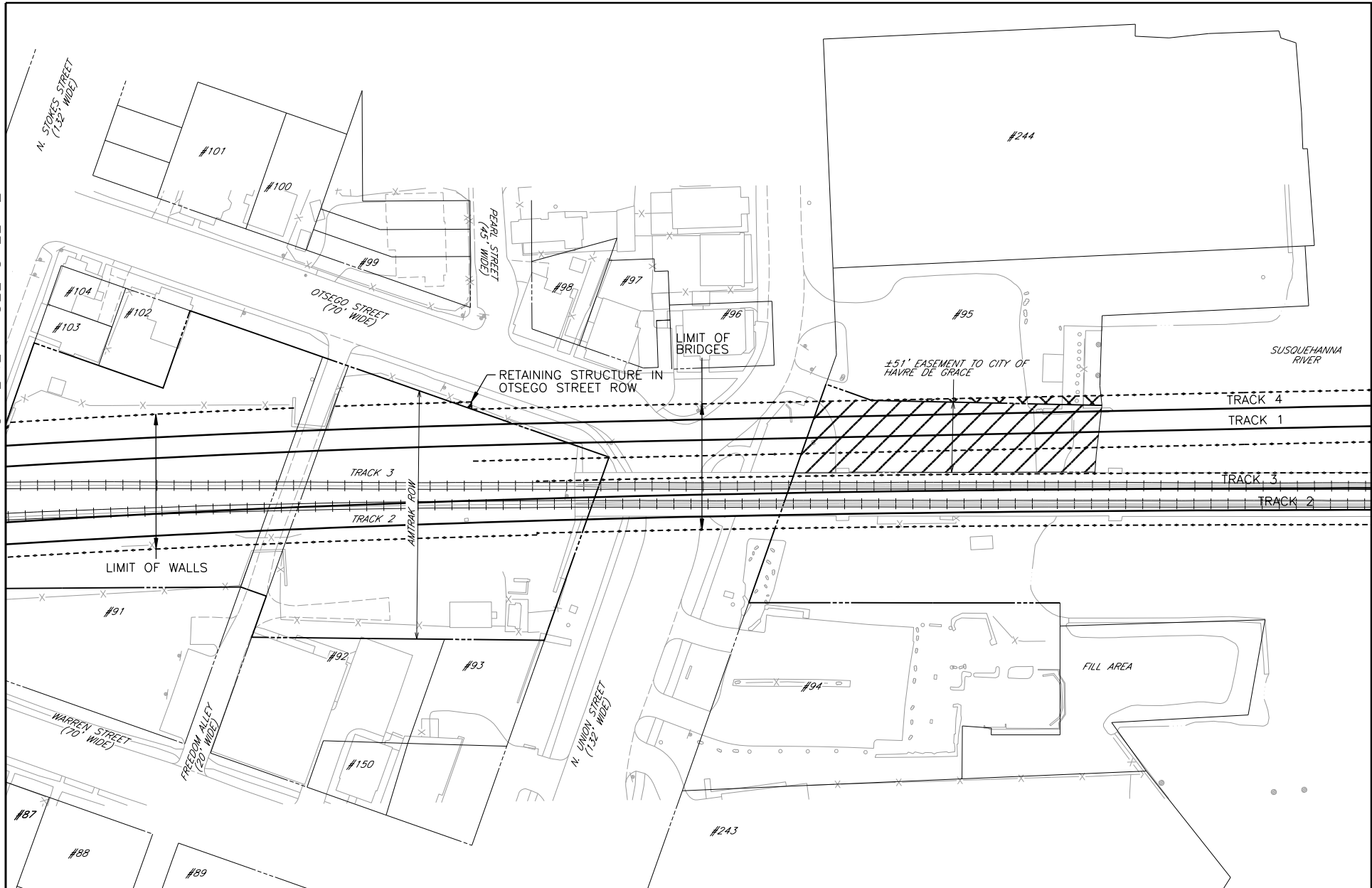
MATCH LINE - SEE SHEET 3



- | | | | |
|--|----------------|--|--|
| | ROW LINE | | PROPERTY NUMBER (SEE TABLE) |
| | PROPERTY LINE | | REQUIRED ROW (CONCEPT DESIGN LEVEL) |
| | EXISTING TRACK | | IMPACTED EASEMENT (EXISTING AMTRAK PROPERTY) |
| | FENCE | | PROPOSED RETAINING WALL AND BRIDGE LIMITS |
| | EDGE ROAD | | |
| | STRUCTURE | | |
| | WATERWAY | | |


**OPTION 9B RIGHT-OF-WAY
HAVRE DE GRACE
SHEET 2 OF 3**

MATCH LINE - SEE SHEET 2



- | | | | |
|--|----------------|--|--|
| | ROW LINE | | PROPERTY NUMBER (SEE TABLE) |
| | PROPERTY LINE | | REQUIRED ROW (CONCEPT DESIGN LEVEL) |
| | EXISTING TRACK | | IMPACTED EASEMENT (EXISTING AMTRAK PROPERTY) |
| | FENCE | | PROPOSED RETAINING WALL AND BRIDGE LIMITS |
| | EDGE ROAD | | |
| | STRUCTURE | | |
| | WATERWAY | | |

**OPTION 9B RIGHT-OF-WAY
HAVRE DE GRACE
SHEET 3 OF 3**



SUSQUEHANNA RIVER RAIL BRIDGE PROJECT
 PERRYVILLE/HAVRE DE GRACE, MARYLAND
 LIMIT OF DISTURBANCE
 JUNE 08, 2016



IN PROGRESS

6/8/2016 4:05:14 PM
 STANDARD PEN TABLE NO.

No.	Revisions	Date	By



Office of Engineering
 Engineering Design
 National Railroad Passenger Corporation
 30th Street Station, Philadelphia, Pennsylvania 19104

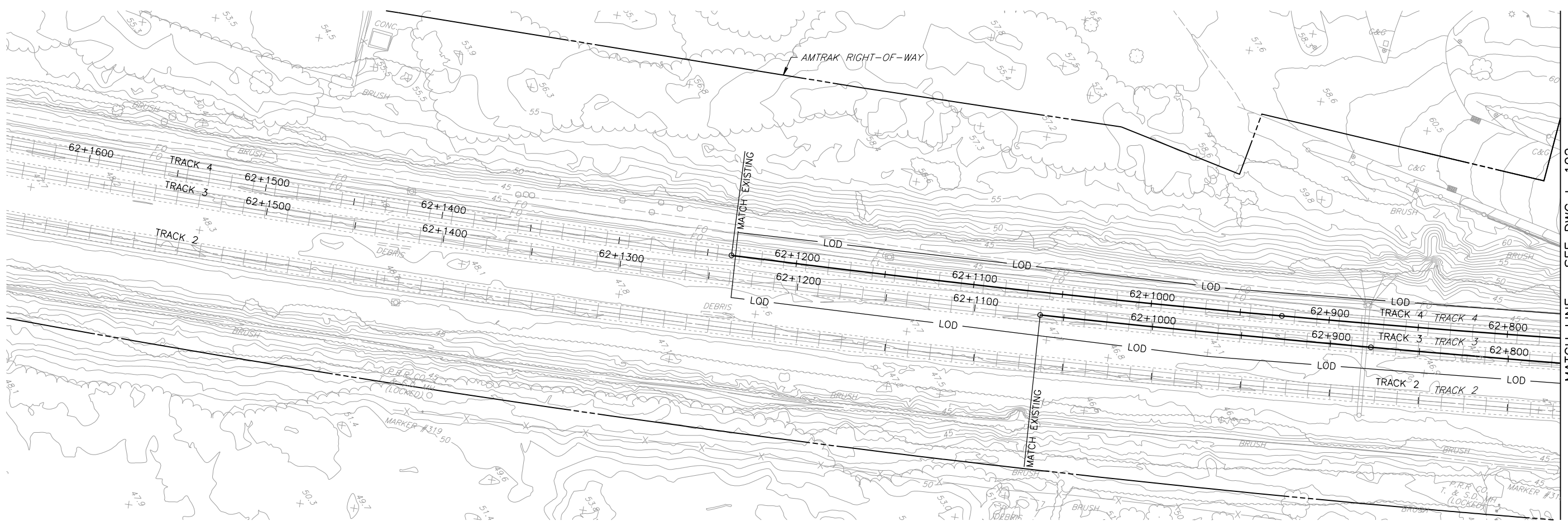
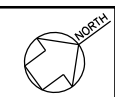
Approved	Date

PRELIMINARY ENGINEERING

HNTB HNTB Corporation
 1650 Arch Street, Suite 1700
 Philadelphia, PA 19103
 215-568-6500

PERRYVILLE/HAVRE DE GRACE, MARYLAND SUSQUEHANNA RIVER RAIL BRIDGE PROJECT LIMIT OF DISTURBANCE					
COVER SHEET					
Designed	DJS	Drawn	KAM	Checked	BDH
Date	6/8/2016				

Job No:	50625
File Name:	50625-s-rr-cov001
Sheet No.	1 OF 32
Orig. No.	L-100



PLAN

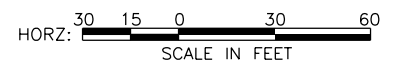
MATCH LINE - SEE DWG L-102

NOTE:

- 1. WORK SHOWN ON SHEETS L-101 TO L-105 AND L-113 TO L-131 IS IDENTICAL FOR ALTERNATIVES 9A AND 9B.

LEGEND

- EXISTING TRACK
- PROPOSED TRACK
- LIMIT OF DISTURBANCE
- PROPOSED RETAINING WALL



IN PROGRESS

6/8/2016 4:06:21 PM
STANDARD PEN TABLE NO.

No.	Revisions	Date	By



Office of Engineering
Engineering Design
National Railroad Passenger Corporation
30th Street Station, Philadelphia, Pennsylvania 19104

Approved	Date

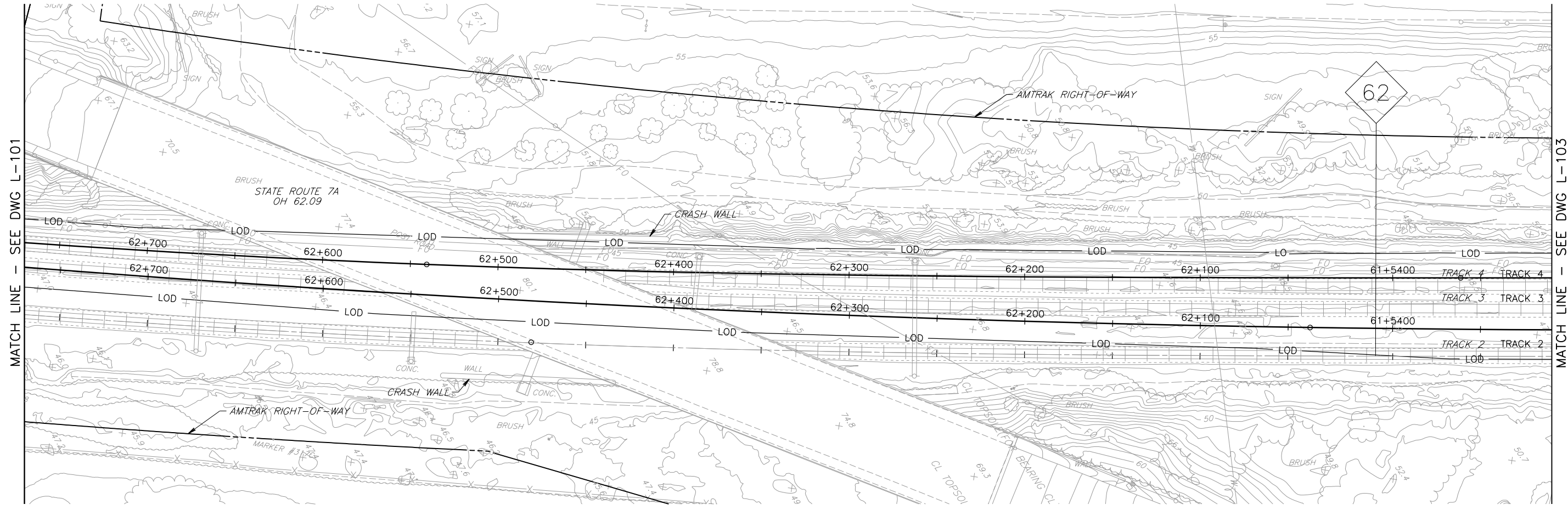
PRELIMINARY ENGINEERING



PERRYVILLE/HAVRE DE GRACE, MARYLAND
SUSQUEHANNA RIVER RAIL BRIDGE PROJECT
LIMIT OF DISTURBANCE

PLAN (1 OF 31)
Designed DJS Drawn KAM Checked BDH Date 6/8/2016

Job No:	50625
File Name:	50625-s-rr-tr101
Sheet No.:	2 OF 32
Dwg. No.:	L-101



PLAN

MATCH LINE - SEE DWG L-101

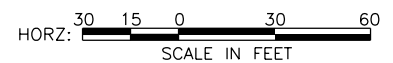
MATCH LINE - SEE DWG L-103

NOTE:

1. WORK SHOWN ON SHEETS L-101 TO L-105 AND L-113 TO L-131 IS IDENTICAL FOR ALTERNATIVES 9A AND 9B.

LEGEND

- EXISTING TRACK
- PROPOSED TRACK
- LIMIT OF DISTURBANCE
- PROPOSED RETAINING WALL



IN PROGRESS

6/8/2016 1:06:29 PM
50625-s-tr-fra102
STANDARD PEN TABLE NO.

No.	Revisions	Date	By



Office of Engineering
Engineering Design
National Railroad Passenger Corporation
30th Street Station, Philadelphia, Pennsylvania 19104

Approved	Date

PRELIMINARY ENGINEERING

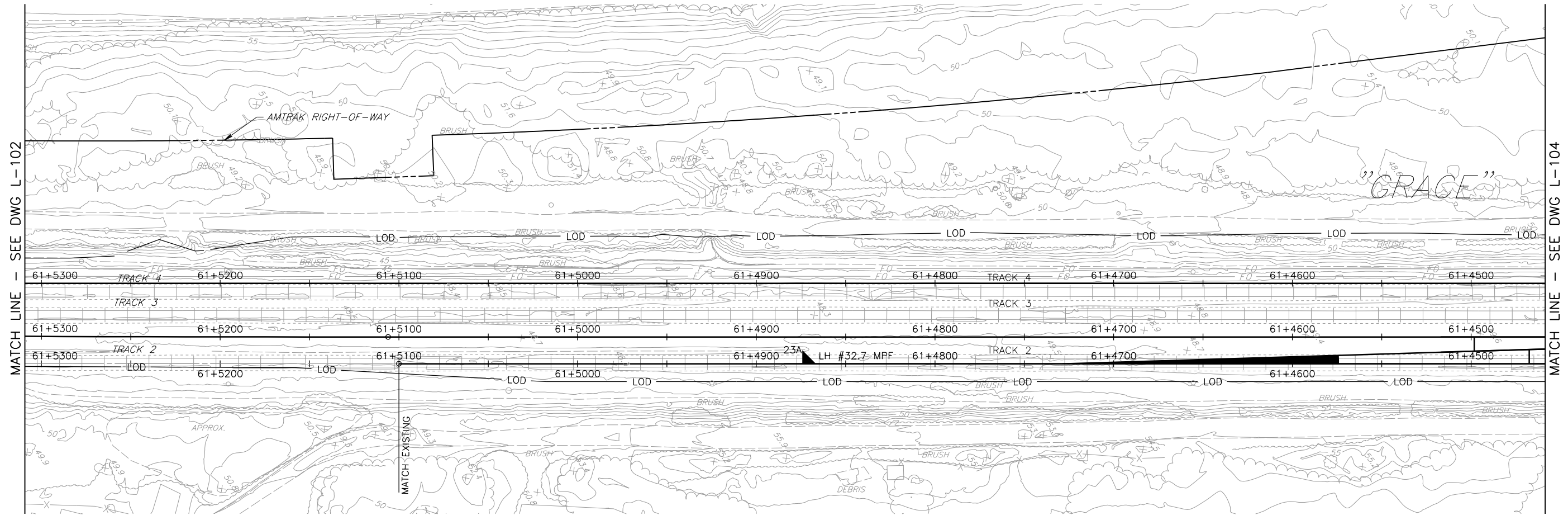
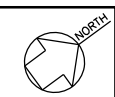


HNTB Corporation
1650 Arch Street, Suite 1700
Philadelphia, PA 19103
215-568-6500

PERRYVILLE/HAVRE DE GRACE, MARYLAND
SUSQUEHANNA RIVER RAIL BRIDGE PROJECT
LIMIT OF DISTURBANCE

PLAN (2 OF 31)
Designed DJS Drawn KAM Checked BDH Date 6/8/2016

Job No:	50625
File Name:	50625-s-tr-fra102
Sheet No.:	3 OF 32
Dwg. No.:	L-102



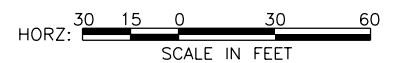
PLAN

NOTE:

1. WORK SHOWN ON SHEETS L-101 TO L-105 AND L-113 TO L-131 IS IDENTICAL FOR ALTERNATIVES 9A AND 9B.

LEGEND

- EXISTING TRACK
- PROPOSED TRACK
- LIMIT OF DISTURBANCE
- PROPOSED RETAINING WALL



IN PROGRESS

No.	Revisions	Date	By



**Office of Engineering
Engineering Design**
National Railroad Passenger Corporation
30th Street Station, Philadelphia, Pennsylvania 19104

Approved	Date

PRELIMINARY ENGINEERING

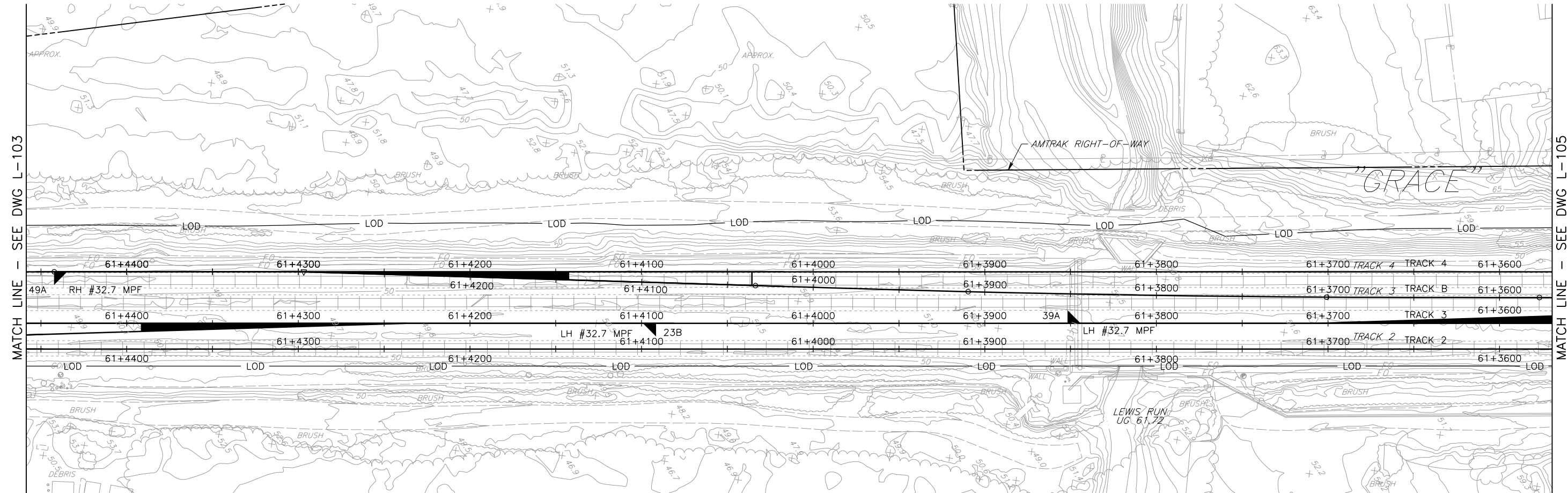


**PERRYVILLE/HAVRE DE GRACE, MARYLAND
SUSQUEHANNA RIVER RAIL BRIDGE PROJECT
LIMIT OF DISTURBANCE**

PLAN (3 OF 31)
Designed DJS Drawn KAM Checked BDH Date 6/8/2016

Job No:	50625
File Name:	50625-s-tr-fra103
Sheet No.:	4 OF 32
Dwg. No.:	L-103

6/8/2016 10:05:14 PM
STANDARD PEN TABLE NO.



PLAN

NOTE:

1. WORK SHOWN ON SHEETS L-101 TO L-105 AND L-113 TO L-131 IS IDENTICAL FOR ALTERNATIVES 9A AND 9B.

LEGEND

- EXISTING TRACK
- PROPOSED TRACK
- LIMIT OF DISTURBANCE
- PROPOSED RETAINING WALL



IN PROGRESS

6/8/2016 1:06:29 PM
STANDARD PEN TABLE NO.

No.	Revisions	Date	By



**Office of Engineering
Engineering Design**
National Railroad Passenger Corporation
30th Street Station, Philadelphia, Pennsylvania 19104

Approved	Date

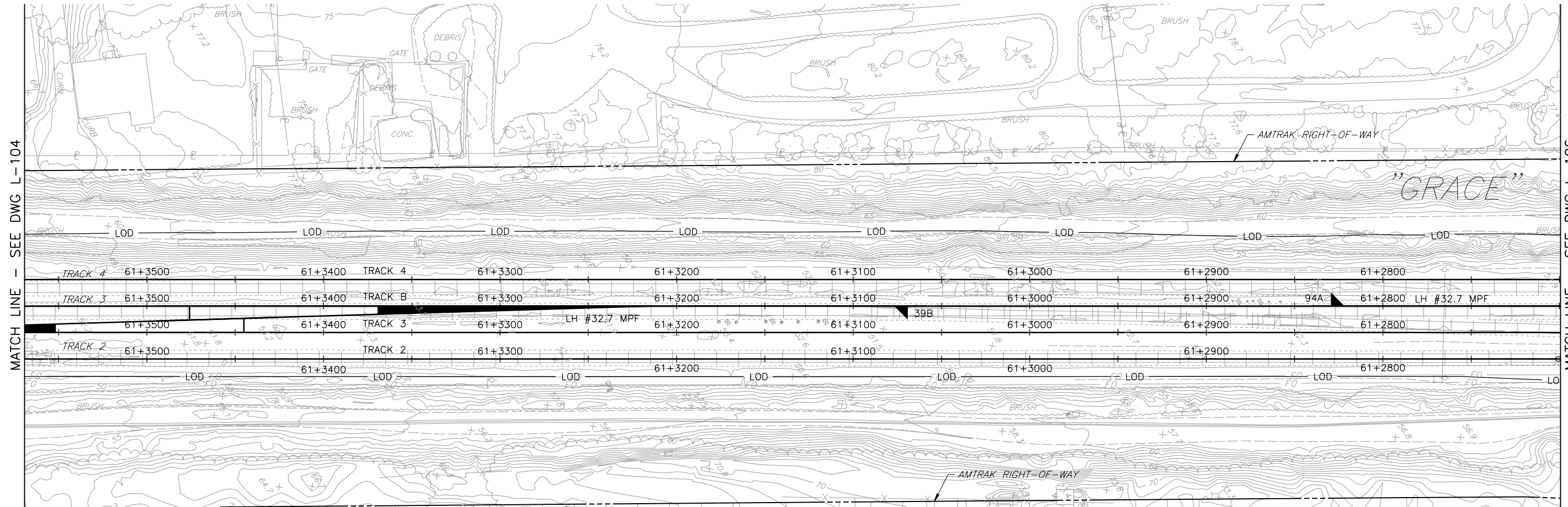
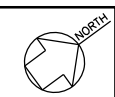
PRELIMINARY ENGINEERING



**PERRYVILLE/HAVRE DE GRACE, MARYLAND
SUSQUEHANNA RIVER RAIL BRIDGE PROJECT
LIMIT OF DISTURBANCE**

Designed	DJS	Drawn	KAM	Checked	BDH	Date	6/8/2016
----------	-----	-------	-----	---------	-----	------	----------

Job No:	50625
File Name:	50625-s-rr-fo104
Sheet No.	5 OF 32
Dwg. No.	L-104



PLAN

NOTE:

1. WORK SHOWN ON SHEETS L-101 TO L-105 AND L-113 TO L-131 IS IDENTICAL FOR ALTERNATIVES 9A AND 9B.

LEGEND

- EXISTING TRACK
- PROPOSED TRACK
- LIMIT OF DISTURBANCE
- PROPOSED RETAINING WALL



IN PROGRESS

6/8/2016 10:04:44 PM
STANDARD PEN TABLE NO.

No.	Revisions	Date	By



**Office of Engineering
Engineering Design**
National Railroad Passenger Corporation
30th Street Station, Philadelphia, Pennsylvania 19104

Approved	Date

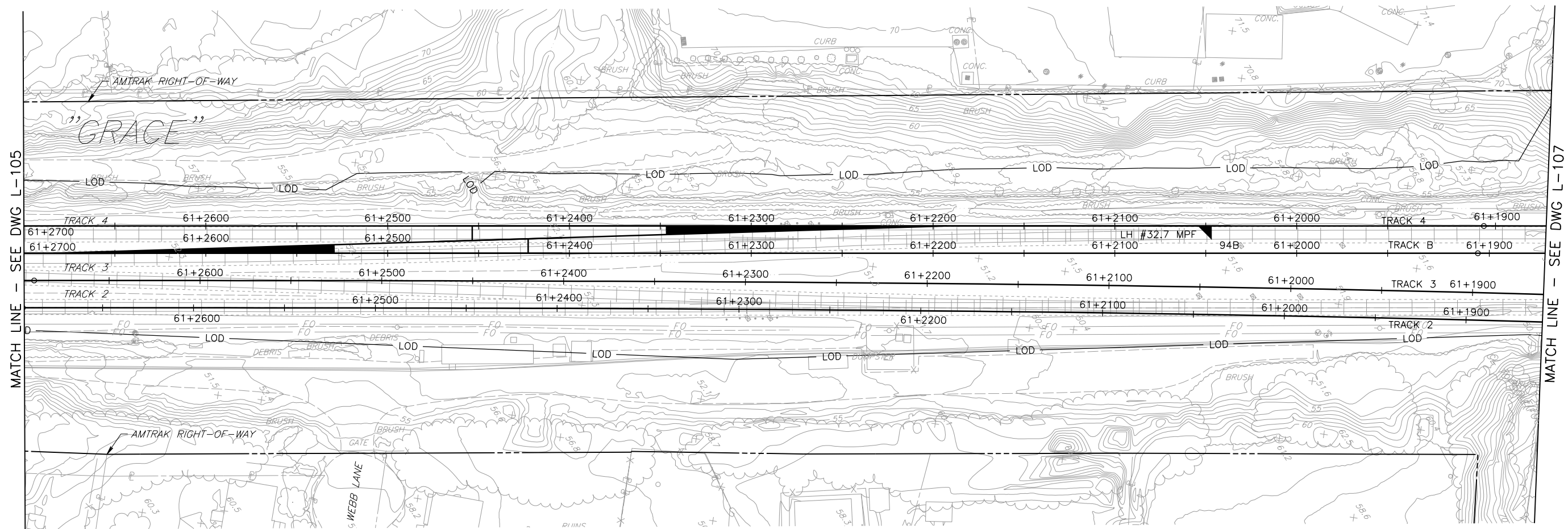
PRELIMINARY ENGINEERING



**PERRYVILLE/HAVRE DE GRACE, MARYLAND
SUSQUEHANNA RIVER RAIL BRIDGE PROJECT
LIMIT OF DISTURBANCE**

PLAN (5 OF 31)
Designed DJS Drawn KAM Checked BDH Date 6/8/2016

Job No:	50625
File Name:	50625-s-tr-fra105
Sheet No.:	6 OF 32
Dwg. No.:	L-105



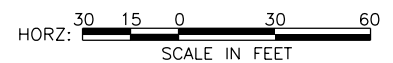
PLAN

NOTE:

- 1. WORK SHOWN FOR ALTERNATIVE 9B. FOR 9A SEE L-106A TO L-112A.

LEGEND

- EXISTING TRACK
- PROPOSED TRACK
- LIMIT OF DISTURBANCE
- PROPOSED RETAINING WALL



IN PROGRESS

No.	Revisions	Date	By



**Office of Engineering
Engineering Design**
National Railroad Passenger Corporation
30th Street Station, Philadelphia, Pennsylvania 19104

Approved	Date

PRELIMINARY ENGINEERING

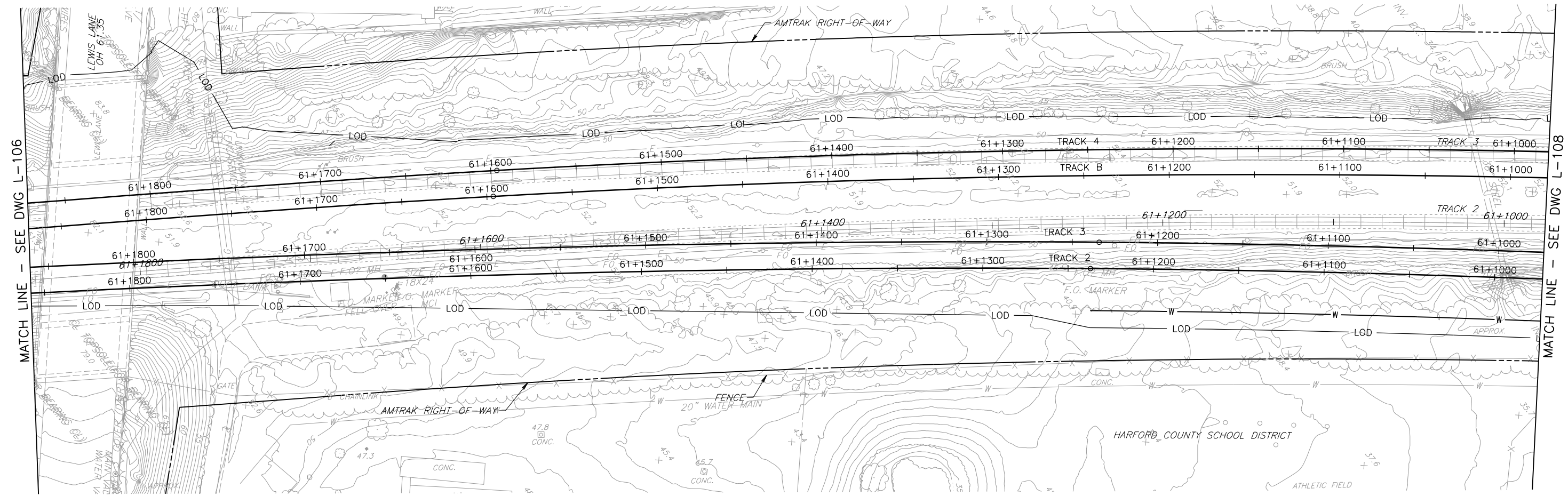


**PERRYVILLE/HAVRE DE GRACE, MARYLAND
SUSQUEHANNA RIVER RAIL BRIDGE PROJECT
LIMIT OF DISTURBANCE**

PLAN (6 OF 31)
Designed DJS Drawn KAM Checked BDH Date 6/8/2016

Job No:	50625
File Name:	50625-s-tr-rr-l106
Sheet No.:	7 OF 32
Dwg. No.:	L-106

6/8/2016 4:05:51 PM
STANDARD PEN TABLE NO



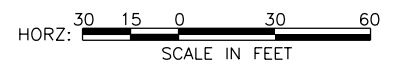
PLAN

NOTE:

- 1. WORK SHOWN FOR ALTERNATIVE 9B. FOR 9A SEE L-106A TO L-112A.

LEGEND

- EXISTING TRACK
- PROPOSED TRACK
- LIMIT OF DISTURBANCE
- PROPOSED RETAINING WALL



IN PROGRESS

No.	Revisions	Date	By



Office of Engineering
Engineering Design
National Railroad Passenger Corporation
30th Street Station, Philadelphia, Pennsylvania 19104

Approved	Date

PRELIMINARY ENGINEERING

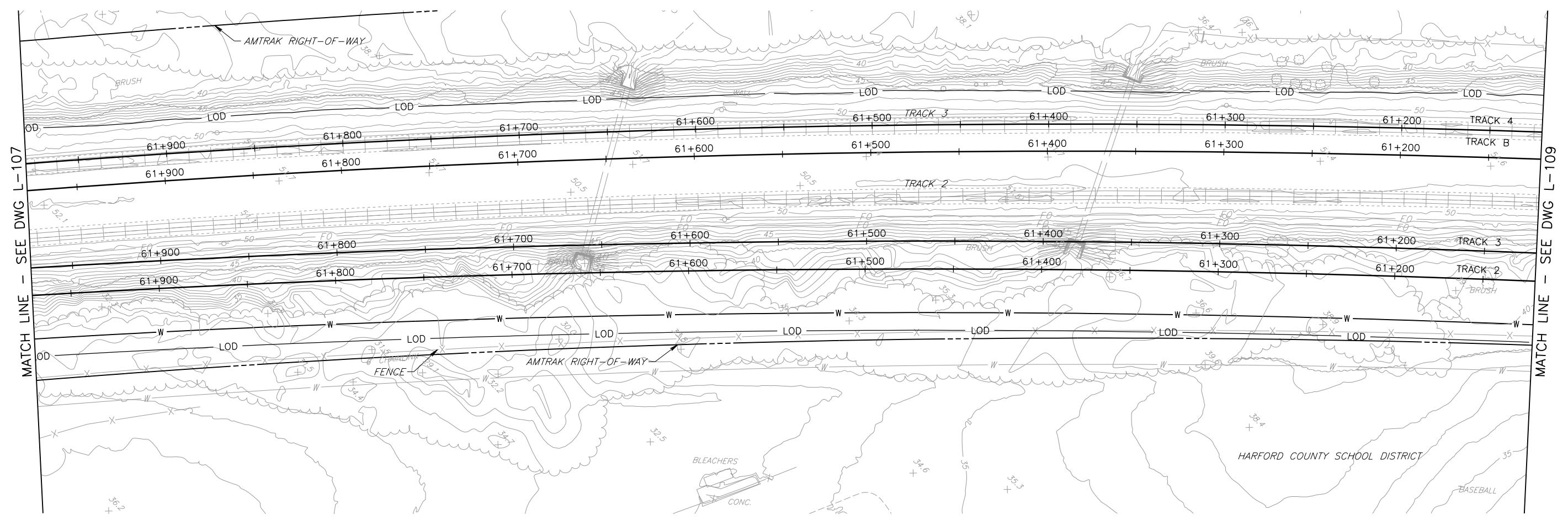
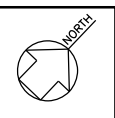


PERRYVILLE/HAVRE DE GRACE, MARYLAND
SUSQUEHANNA RIVER RAIL BRIDGE PROJECT
LIMIT OF DISTURBANCE

Designed	DJS	Drawn	KAM	Checked	BDH	Date	6/8/2016
----------	-----	-------	-----	---------	-----	------	----------

Job No.	50625
File Name:	50625-s-tr-107
Sheet No.	8 OF 32
Dwg. No.	L-107

6/8/2016 1:05:06 PM
 STANDARD PEN TABLE NO.



PLAN

NOTE:

- 1. WORK SHOWN FOR ALTERNATIVE 9B. FOR 9A SEE L-106A TO L-112A.

LEGEND

- EXISTING TRACK
- PROPOSED TRACK
- LIMIT OF DISTURBANCE
- PROPOSED RETAINING WALL



IN PROGRESS

6/8/2016 4:07:01 PM
STANDARD PEN TABLE NO.

No.	Revisions	Date	By



Office of Engineering
Engineering Design
National Railroad Passenger Corporation
30th Street Station, Philadelphia, Pennsylvania 19104

Approved	Date


PRELIMINARY ENGINEERING



PERRYVILLE/HAVRE DE GRACE, MARYLAND
SUSQUEHANNA RIVER RAIL BRIDGE PROJECT
LIMIT OF DISTURBANCE

Designed	DJS	Drawn	KAM	Checked	BDH	Date	6/8/2016
----------	-----	-------	-----	---------	-----	------	----------

Job No:	50625
File Name:	50625-s-tr-108
Sheet No.	9 OF 32
Dwg. No.	L-108



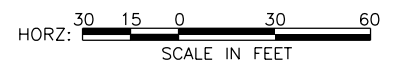
PLAN

NOTE:

- 1. WORK SHOWN FOR ALTERNATIVE 9B. FOR 9A SEE L-106A TO L-112A.

LEGEND

- EXISTING TRACK
- PROPOSED TRACK
- LIMIT OF DISTURBANCE
- PROPOSED RETAINING WALL



IN PROGRESS

6/8/2016 4:07:08 PM STANDARD PEN TABLE NO.

No.	Revisions	Date	By



**Office of Engineering
Engineering Design**
National Railroad Passenger Corporation
30th Street Station, Philadelphia, Pennsylvania 19104

Approved	Date

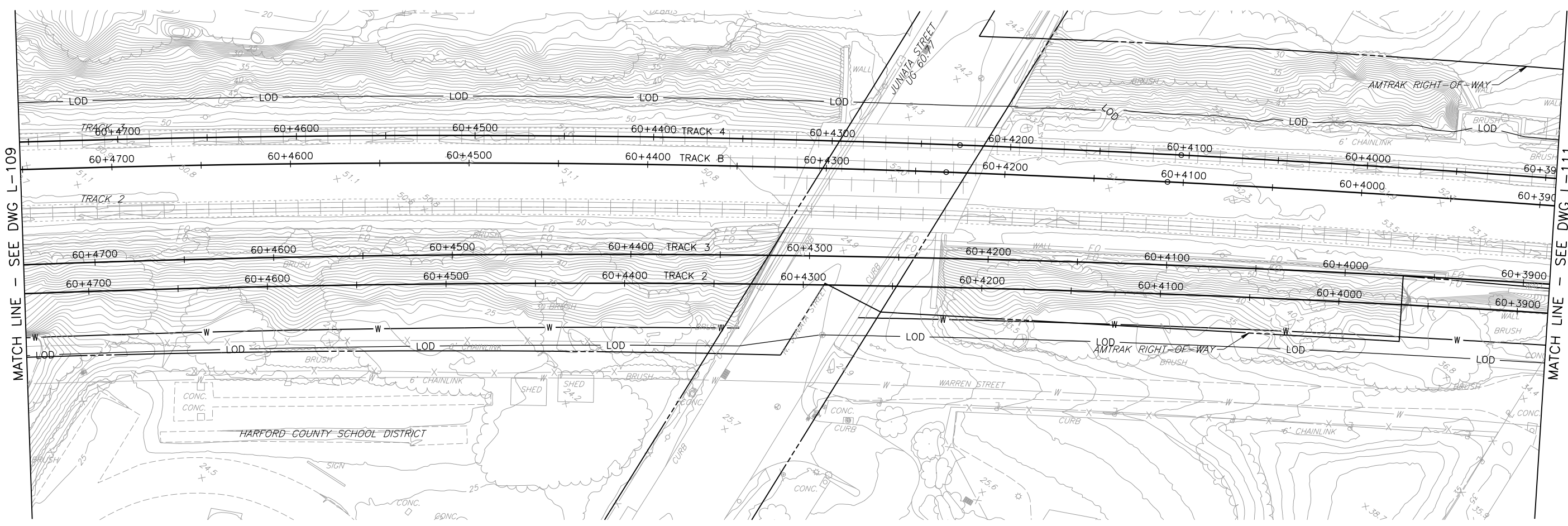
PRELIMINARY ENGINEERING



**PERRYVILLE/HAVRE DE GRACE, MARYLAND
SUSQUEHANNA RIVER RAIL BRIDGE PROJECT
LIMIT OF DISTURBANCE**

PLAN (9 OF 31)
Designed: DJS Drawn: KAM Checked: BDH Date: 6/8/2016

Job No:	50625
File Name:	50625-s-rr-109
Sheet No.:	10 OF 32
Dwg. No.:	L-109



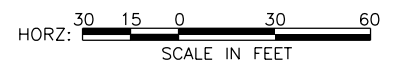
PLAN

NOTE:

- 1. WORK SHOWN FOR ALTERNATIVE 9B. FOR 9A SEE L-106A TO L-112A.

LEGEND

- EXISTING TRACK
- PROPOSED TRACK
- LIMIT OF DISTURBANCE
- PROPOSED RETAINING WALL



IN PROGRESS

6/8/2016 4:07:12 PM
STANDARD PEN TABLE NO

No.	Revisions	Date	By



Office of Engineering
Engineering Design
National Railroad Passenger Corporation
30th Street Station, Philadelphia, Pennsylvania 19104

Approved	Date

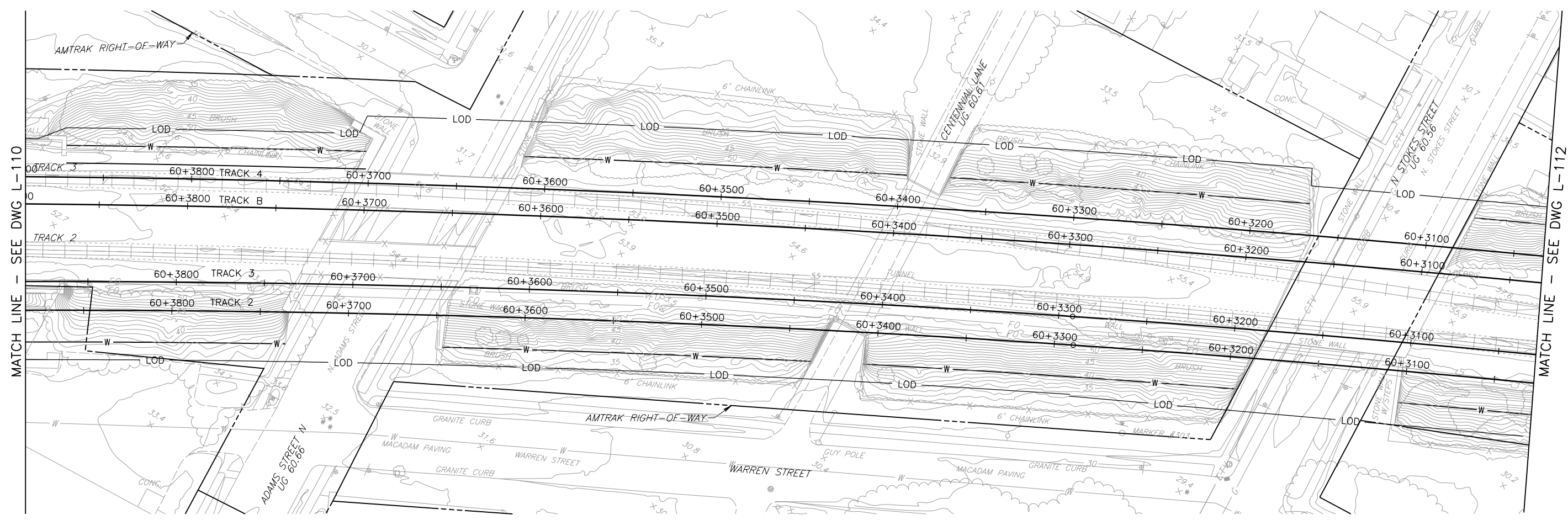
PRELIMINARY ENGINEERING



PERRYVILLE/HAVRE DE GRACE, MARYLAND
SUSQUEHANNA RIVER RAIL BRIDGE PROJECT
LIMIT OF DISTURBANCE
PLAN (10 OF 31)

Designed	DJS	Drawn	KAM	Checked	BDH	Date	6/8/2016
----------	-----	-------	-----	---------	-----	------	----------

Job No:	50625
File Name:	50625-s-tr-fra110
Sheet No.	11 OF 32
Dwg. No.	L-110



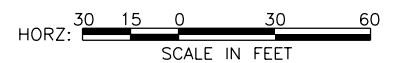
PLAN

NOTE:

- 1. WORK SHOWN FOR ALTERNATIVE 9B. FOR 9A SEE L-106A TO L-112A.

LEGEND

- EXISTING TRACK
- PROPOSED TRACK
- LIMIT OF DISTURBANCE
- PROPOSED RETAINING WALL



IN PROGRESS

No.	Revisions	Date	By



Office of Engineering
Engineering Design
National Railroad Passenger Corporation
30th Street Station, Philadelphia, Pennsylvania 19104

Approved	Date



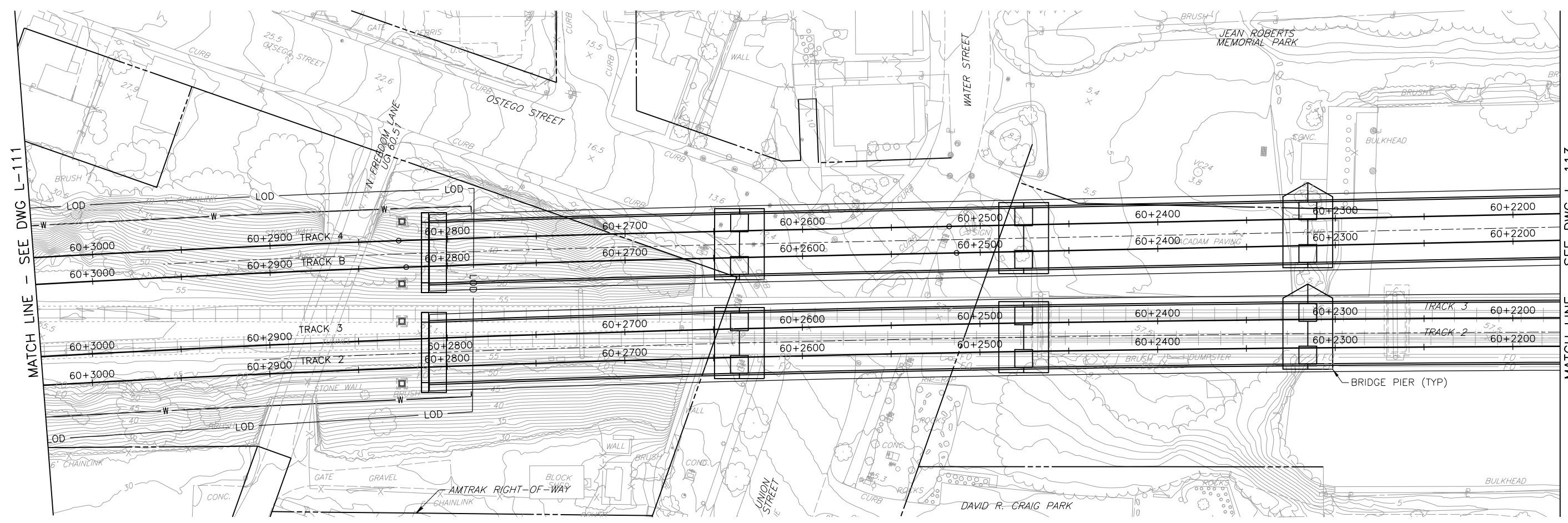
PERRYVILLE/HAVRE DE GRACE, MARYLAND
SUSQUEHANNA RIVER RAIL BRIDGE PROJECT
LIMIT OF DISTURBANCE
PLAN (11 OF 31)

Designed	DJS	Drawn	KAM	Checked	BDH	Date	6/8/2016
----------	-----	-------	-----	---------	-----	------	----------

Job No:	50625
File Name:	50625-s-rr-tr111
Sheet No.	12 OF 32
Dwg. No.	L-111

6/8/2016 4:07:18 PM
 STANDARD PEN TABLE NO

PRELIMINARY ENGINEERING



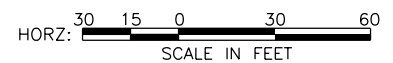
PLAN

NOTE:

- 1. WORK SHOWN FOR ALTERNATIVE 9B.
FOR 9A SEE L-106A TO L-112A.

LEGEND

- EXISTING TRACK
- PROPOSED TRACK
- LIMIT OF DISTURBANCE
- PROPOSED RETAINING WALL



IN PROGRESS

6/8/2016 4:07:25 PM
STANDARD PEN TABLE NO.

No.	Revisions	Date	By



**Office of Engineering
Engineering Design**
National Railroad Passenger Corporation
30th Street Station, Philadelphia, Pennsylvania 19104

Approved	Date

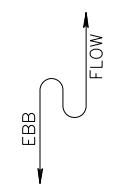
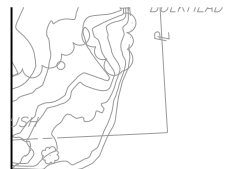
PRELIMINARY ENGINEERING



**PERRYVILLE/HAVRE DE GRACE, MARYLAND
SUSQUEHANNA RIVER RAIL BRIDGE PROJECT
LIMIT OF DISTURBANCE**

PLAN (12 OF 31)
Designed DJS Drawn KAM Checked BDH Date 6/8/2016

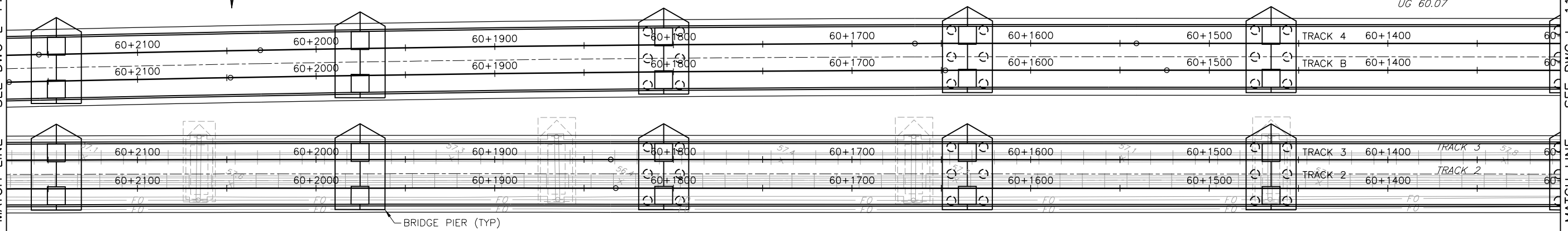
Job No:	50625
File Name:	50625-s-tr-10112
Sheet No.:	13 OF 32
Dwg. No.:	L-112



MATCH LINE - SEE DWG L-112

MATCH LINE - SEE DWG L-114

SUSQUEHANNA RIVER
UG 60.07



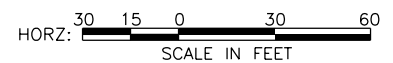
PLAN

NOTE:

1. WORK SHOWN ON SHEETS L-101 TO L-105 AND L-113 TO L-131 IS IDENTICAL FOR ALTERNATIVES 9A AND 9B.

LEGEND

- EXISTING TRACK
- PROPOSED TRACK
- LIMIT OF DISTURBANCE
- PROPOSED RETAINING WALL



IN PROGRESS

6/8/2016 4:07:30 PM
STANDARD PEN TABLE NO.

No.	Revisions	Date	By



Office of Engineering
Engineering Design
National Railroad Passenger Corporation
30th Street Station, Philadelphia, Pennsylvania 19104

Approved	Date

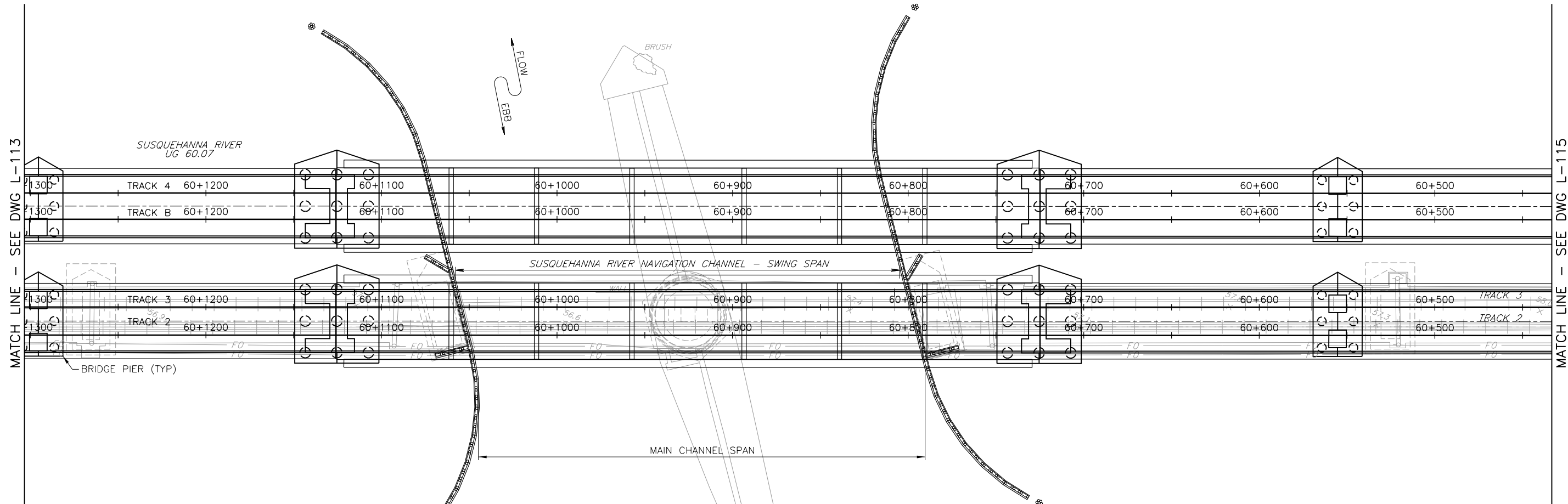
PRELIMINARY ENGINEERING



PERRYVILLE/HAVRE DE GRACE, MARYLAND
SUSQUEHANNA RIVER RAIL BRIDGE PROJECT
LIMIT OF DISTURBANCE
PLAN (13 OF 31)

Designed	DJS	Drawn	KAM	Checked	BDH	Date	6/8/2016
----------	-----	-------	-----	---------	-----	------	----------

Job No:	50625
File Name:	50625-s-rr-fra113
Sheet No.	14 OF 32
Dwg. No.	L-113



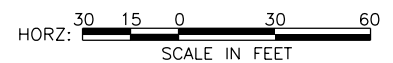
PLAN

NOTE:

1. WORK SHOWN ON SHEETS L-101 TO L-105 AND L-113 TO L-131 IS IDENTICAL FOR ALTERNATIVES 9A AND 9B.

LEGEND

- EXISTING TRACK
- PROPOSED TRACK
- LIMIT OF DISTURBANCE
- PROPOSED RETAINING WALL



IN PROGRESS

6/8/2016 4:07:35 PM
STANDARD PEN TABLE NO.

No.	Revisions	Date	By



Office of Engineering
Engineering Design
National Railroad Passenger Corporation
30th Street Station, Philadelphia, Pennsylvania 19104

Approved	Date

PRELIMINARY ENGINEERING

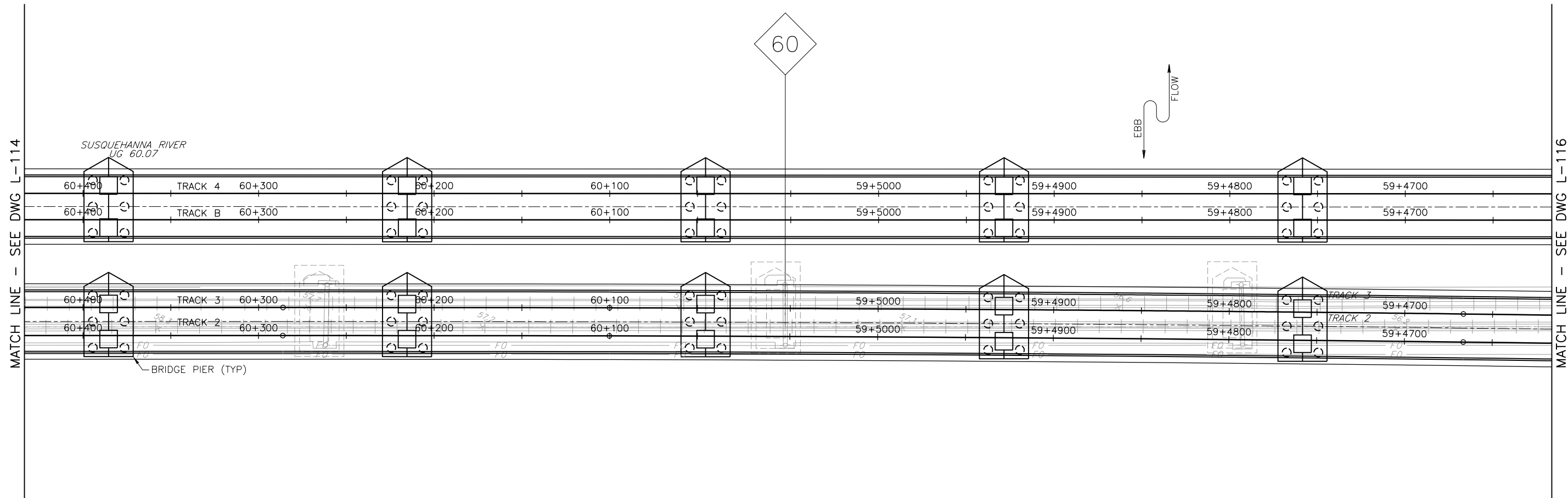


HNTB Corporation
1650 Arch Street, Suite 1700
Philadelphia, PA 19103
215-568-6500

PERRYVILLE/HAVRE DE GRACE, MARYLAND
SUSQUEHANNA RIVER RAIL BRIDGE PROJECT
LIMIT OF DISTURBANCE

PLAN (14 OF 31)
Designed DJS Drawn KAM Checked BDH Date 6/8/2016

Job No:	50625
File Name:	50625-s-rr-fra114
Sheet No.:	15 OF 32
Dwg. No.:	L-114



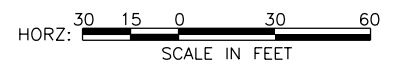
PLAN

NOTE:

1. WORK SHOWN ON SHEETS L-101 TO L-105 AND L-113 TO L-131 IS IDENTICAL FOR ALTERNATIVES 9A AND 9B.

LEGEND

- EXISTING TRACK
- PROPOSED TRACK
- LIMIT OF DISTURBANCE
- PROPOSED RETAINING WALL



IN PROGRESS

6/8/2016 4:07:40 PM
STANDARD PEN TABLE NO.

No.	Revisions	Date	By



Office of Engineering
Engineering Design
National Railroad Passenger Corporation
30th Street Station, Philadelphia, Pennsylvania 19104

Approved	Date

PRELIMINARY ENGINEERING

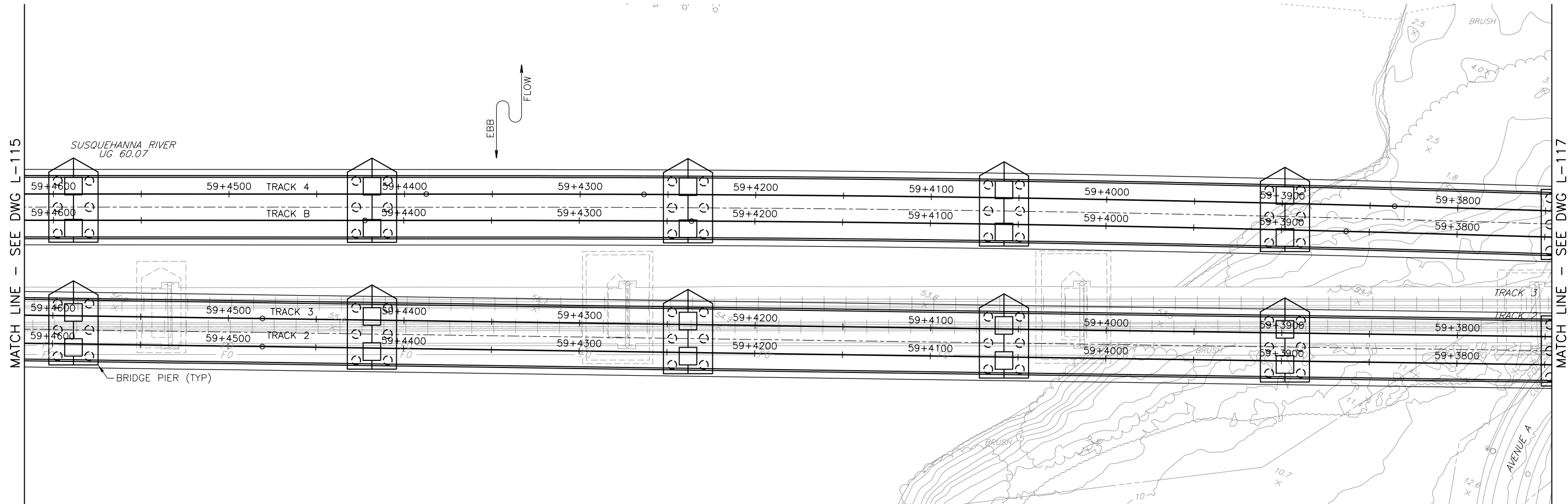


HNTB Corporation
1650 Arch Street, Suite 1700
Philadelphia, PA 19103
215-568-6500

PERRYVILLE/HAVRE DE GRACE, MARYLAND
SUSQUEHANNA RIVER RAIL BRIDGE PROJECT
LIMIT OF DISTURBANCE
PLAN (15 OF 31)

Designed	DJS	Drawn	KAM	Checked	BDH	Date	6/8/2016
----------	-----	-------	-----	---------	-----	------	----------

Job No:	50625
File Name:	50625-s-rr-fra115
Sheet No.	16 OF 32
Dwg. No.	L-115



PLAN

NOTE:

1. WORK SHOWN ON SHEETS L-101 TO L-105 AND L-113 TO L-131 IS IDENTICAL FOR ALTERNATIVES 9A AND 9B.

LEGEND

- EXISTING TRACK
- PROPOSED TRACK
- LIMIT OF DISTURBANCE
- PROPOSED RETAINING WALL



IN PROGRESS

6/8/2016 4:07:46 PM
STANDARD PEN TABLE NO.

No.	Revisions	Date	By



Office of Engineering
Engineering Design
National Railroad Passenger Corporation
30th Street Station, Philadelphia, Pennsylvania 19104

Approved	Date

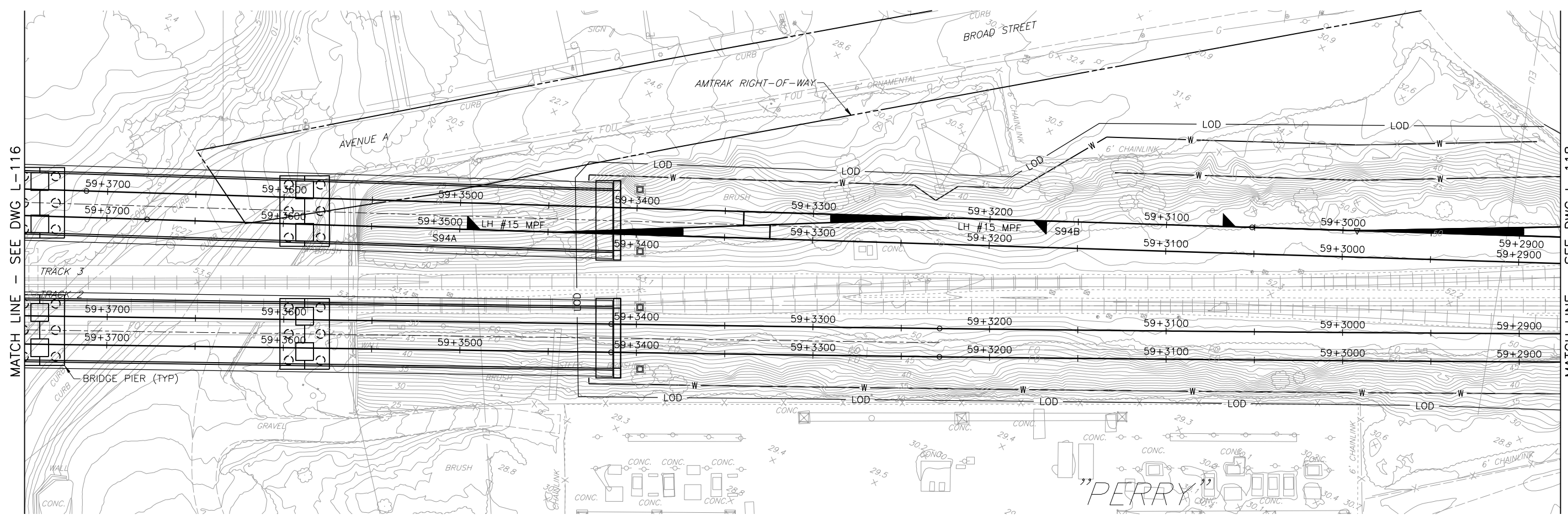
PRELIMINARY ENGINEERING



PERRYVILLE/HAVRE DE GRACE, MARYLAND
SUSQUEHANNA RIVER RAIL BRIDGE PROJECT
LIMIT OF DISTURBANCE
PLAN (16 OF 31)

Designed	DJS	Drawn	KAM	Checked	BDH	Date	6/8/2016
----------	-----	-------	-----	---------	-----	------	----------

Job No:	50625
File Name:	50625-s-rr-fra116
Sheet No.	17 OF 32
Dwg. No.	L-116



MATCH LINE - SEE DWG L-116

MATCH LINE - SEE DWG L-118

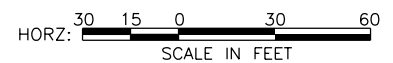
PLAN

NOTE:

1. WORK SHOWN ON SHEETS L-101 TO L-105 AND L-113 TO L-131 IS IDENTICAL FOR ALTERNATIVES 9A AND 9B.

LEGEND

- EXISTING TRACK
- PROPOSED TRACK
- LIMIT OF DISTURBANCE
- PROPOSED RETAINING WALL



IN PROGRESS

No.	Revisions	Date	By



**Office of Engineering
Engineering Design**
National Railroad Passenger Corporation
30th Street Station, Philadelphia, Pennsylvania 19104

Approved	Date

PRELIMINARY ENGINEERING

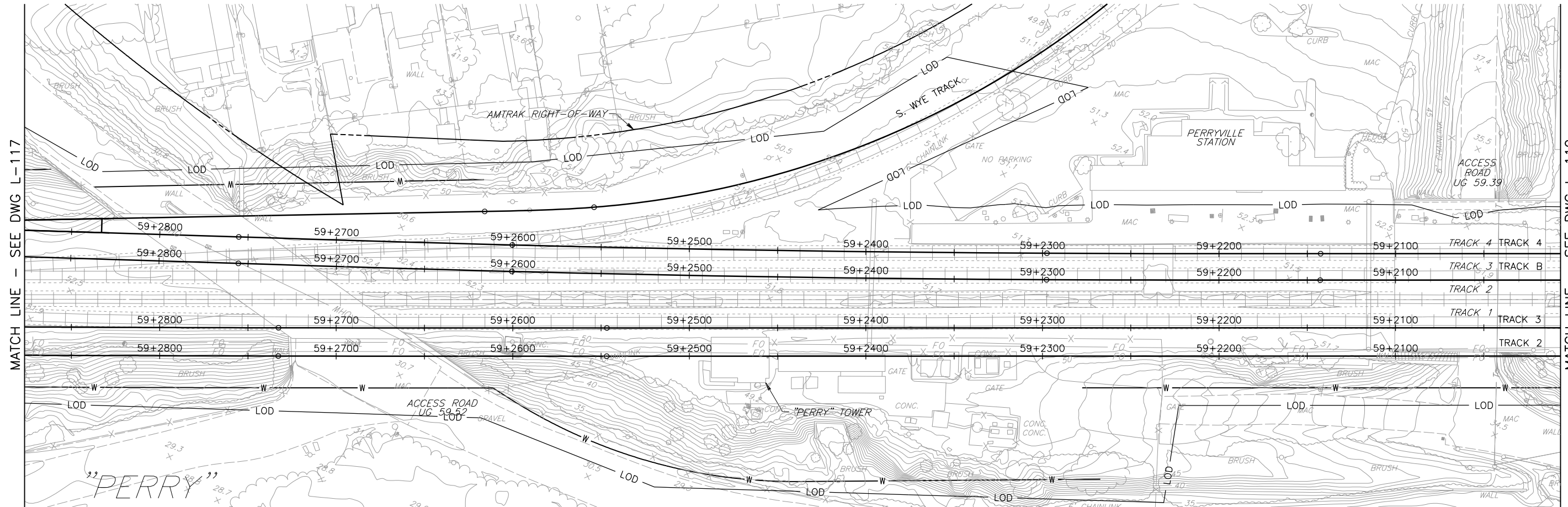


**PERRYVILLE/HAVRE DE GRACE, MARYLAND
SUSQUEHANNA RIVER RAIL BRIDGE PROJECT
LIMIT OF DISTURBANCE**

PLAN (17 OF 31)
Designed DJS Drawn KAM Checked BDH Date 6/8/2016

Job No:	50625
File Name:	50625-s-tr-17
Sheet No.:	18 OF 32
Dwg. No.:	L-117

6/8/2016 4:07:51 PM
STANDARD PEN TABLE NO



MATCH LINE - SEE DWG L-117

MATCH LINE - SEE DWG L-119

PLAN

NOTE:

1. WORK SHOWN ON SHEETS L-101 TO L-105 AND L-113 TO L-131 IS IDENTICAL FOR ALTERNATIVES 9A AND 9B.

LEGEND

- EXISTING TRACK
- PROPOSED TRACK
- LIMIT OF DISTURBANCE
- PROPOSED RETAINING WALL



IN PROGRESS

6/8/2016 4:07:56 PM STANDARD PEN TABLE NO.

No.	Revisions	Date	By



**Office of Engineering
Engineering Design**
National Railroad Passenger Corporation
30th Street Station, Philadelphia, Pennsylvania 19104

Approved	Date

PRELIMINARY ENGINEERING

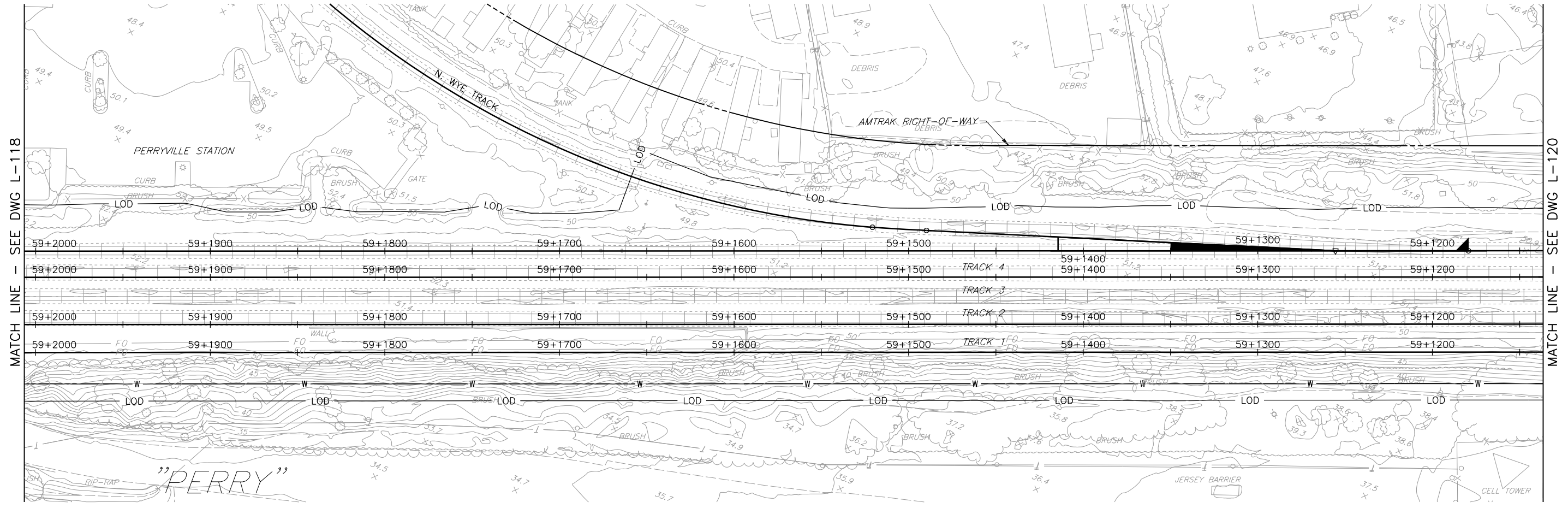


HNTB Corporation
1650 Arch Street, Suite 1700
Philadelphia, PA 19103
215-568-6500

**PERRYVILLE/HAVRE DE GRACE, MARYLAND
SUSQUEHANNA RIVER RAIL BRIDGE PROJECT
LIMIT OF DISTURBANCE**

PLAN (18 OF 31)
Designed: DJS Drawn: KAM Checked: BDH Date: 6/8/2016

Job No:	50625
File Name:	50625-s-tr-18
Sheet No.:	19 OF 32
Dwg. No.:	L-118



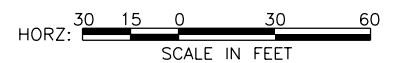
PLAN

NOTE:

1. WORK SHOWN ON SHEETS L-101 TO L-105 AND L-113 TO L-131 IS IDENTICAL FOR ALTERNATIVES 9A AND 9B.

LEGEND

- EXISTING TRACK
- PROPOSED TRACK
- LIMIT OF DISTURBANCE
- PROPOSED RETAINING WALL



IN PROGRESS

6/8/2016 4:08:02 PM
50625-s-rr-fra119
STANDARD PEN TABLE NO.

No.	Revisions	Date	By



**Office of Engineering
Engineering Design**
National Railroad Passenger Corporation
30th Street Station, Philadelphia, Pennsylvania 19104

Approved	Date

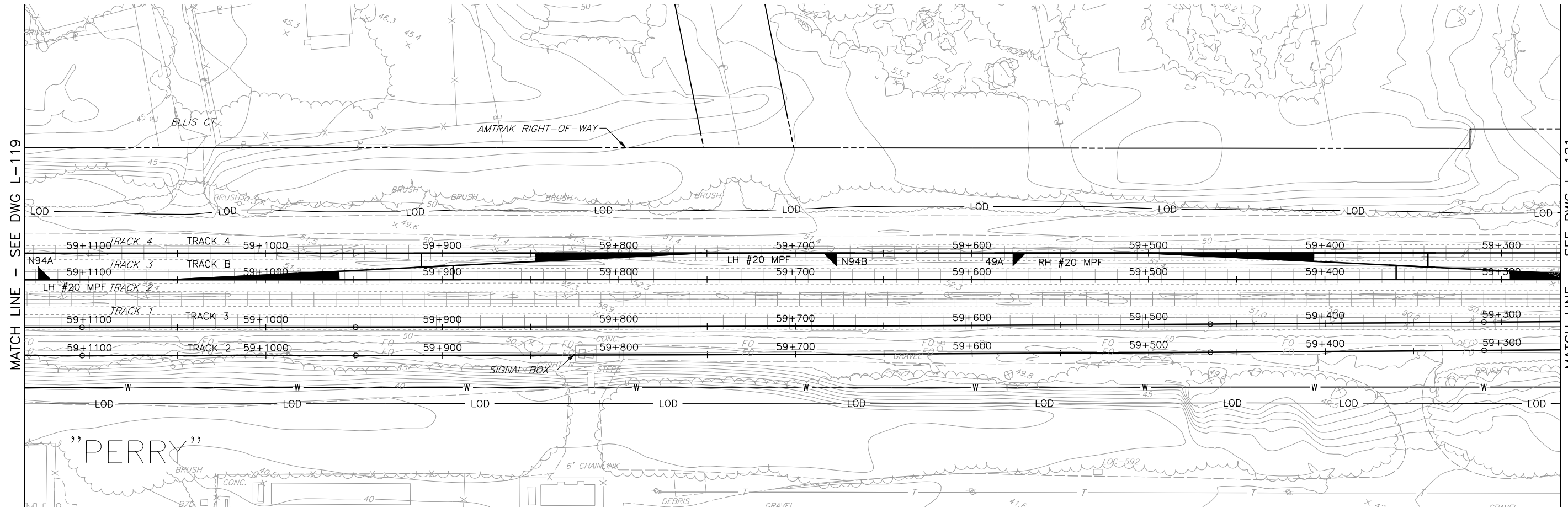
PRELIMINARY ENGINEERING



**PERRYVILLE/HAVRE DE GRACE, MARYLAND
SUSQUEHANNA RIVER RAIL BRIDGE PROJECT
LIMIT OF DISTURBANCE**

PLAN (19 OF 31)
Designed DJS Drawn KAM Checked BDH Date 6/8/2016

Job No:	50625
File Name:	50625-s-rr-fra119
Sheet No.:	20 OF 32
Dwg. No.:	L-119



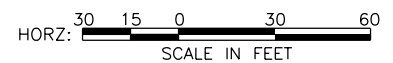
PLAN

NOTE:

1. WORK SHOWN ON SHEETS L-101 TO L-105 AND L-113 TO L-131 IS IDENTICAL FOR ALTERNATIVES 9A AND 9B.

LEGEND

- EXISTING TRACK
- PROPOSED TRACK
- LIMIT OF DISTURBANCE
- PROPOSED RETAINING WALL



IN PROGRESS

6/8/2016 4:08:07 PM STANDARD PEN TABLE NO.

No.	Revisions	Date	By



**Office of Engineering
Engineering Design**
National Railroad Passenger Corporation
30th Street Station, Philadelphia, Pennsylvania 19104

Approved	Date

PRELIMINARY ENGINEERING

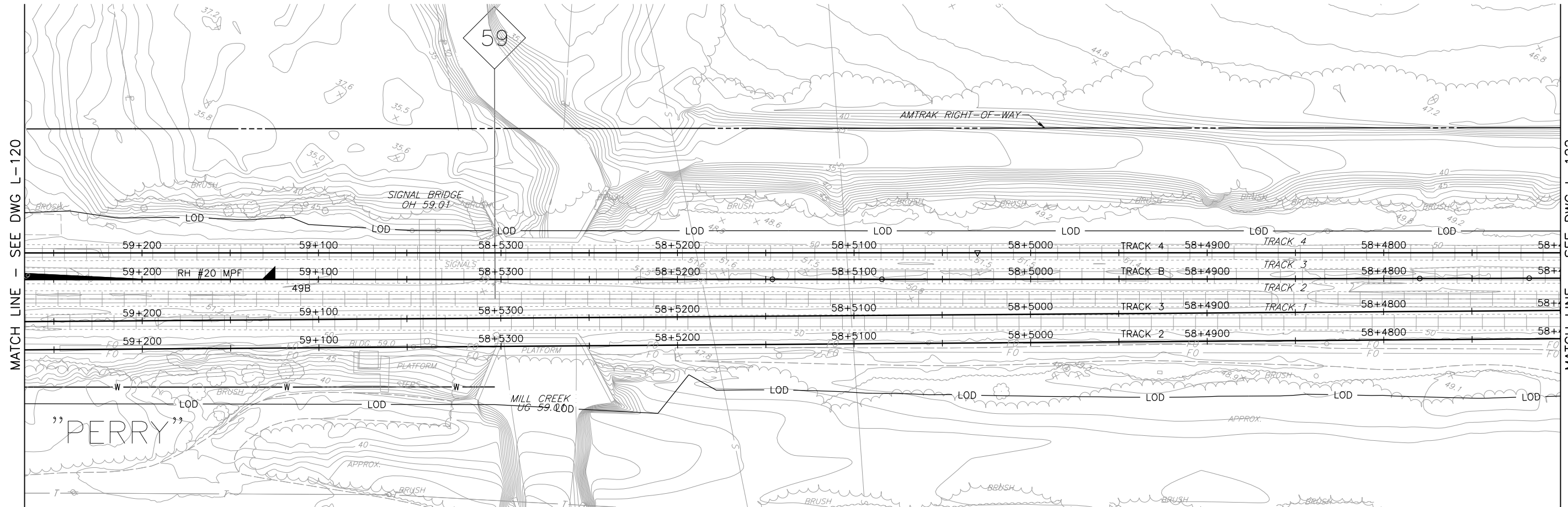


HNTB Corporation
1650 Arch Street, Suite 1700
Philadelphia, PA 19103
215-568-6500

**PERRYVILLE/HAVRE DE GRACE, MARYLAND
SUSQUEHANNA RIVER RAIL BRIDGE PROJECT
LIMIT OF DISTURBANCE**

PLAN (20 OF 31)
Designed DJS Drawn KAM Checked BDH Date 6/8/2016

Job No:	50625
File Name:	50625-s-rr-fra120
Sheet No.:	21 OF 32
Dwg. No.:	L-120



MATCH LINE - SEE DWG L-120

MATCH LINE - SEE DWG L-122

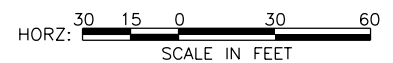
PLAN

NOTE:

1. WORK SHOWN ON SHEETS L-101 TO L-105 AND L-113 TO L-131 IS IDENTICAL FOR ALTERNATIVES 9A AND 9B.

LEGEND

- EXISTING TRACK
- PROPOSED TRACK
- LIMIT OF DISTURBANCE
- PROPOSED RETAINING WALL



IN PROGRESS

6/8/2016 4:08:12 PM
STANDARD PEN TABLE NO.

No.	Revisions	Date	By



**Office of Engineering
Engineering Design**
National Railroad Passenger Corporation
30th Street Station, Philadelphia, Pennsylvania 19104

Approved	Date


PRELIMINARY ENGINEERING



**PERRYVILLE/HAVRE DE GRACE, MARYLAND
SUSQUEHANNA RIVER RAIL BRIDGE PROJECT
LIMIT OF DISTURBANCE**

PLAN (21 OF 31)
Designed DJS Drawn KAM Checked BDH Date 6/8/2016

Job No:	50625
File Name:	50625-s-rr-10121
Sheet No.	22 OF 32
Dwg. No.	L-121



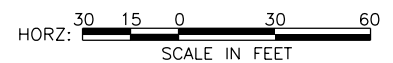
PLAN

NOTE:

1. WORK SHOWN ON SHEETS L-101 TO L-105 AND L-113 TO L-131 IS IDENTICAL FOR ALTERNATIVES 9A AND 9B.

LEGEND

- EXISTING TRACK
- PROPOSED TRACK
- LIMIT OF DISTURBANCE
- PROPOSED RETAINING WALL



IN PROGRESS

6/8/2016 4:08:18 PM STANDARD PEN TABLE NO.

No.	Revisions	Date	By



**Office of Engineering
Engineering Design**
National Railroad Passenger Corporation
30th Street Station, Philadelphia, Pennsylvania 19104

Approved	Date

PRELIMINARY ENGINEERING

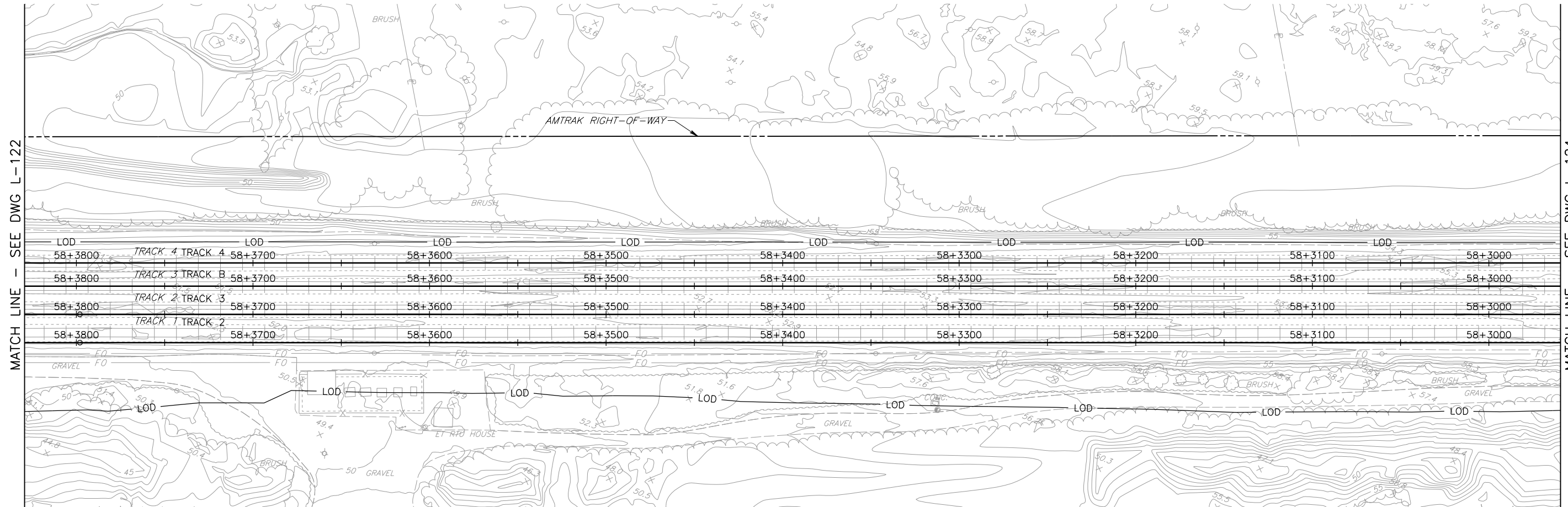


HNTB Corporation
1650 Arch Street, Suite 1700
Philadelphia, PA 19103
215-568-6500

**PERRYVILLE/HAVRE DE GRACE, MARYLAND
SUSQUEHANNA RIVER RAIL BRIDGE PROJECT
LIMIT OF DISTURBANCE**

PLAN (22 OF 31)
Designed DJS Drawn KAM Checked BDH Date 6/8/2016

Job No:	50625
File Name:	50625-s-rr-fra122
Sheet No.	23 OF 32
Dwg. No.	L-122



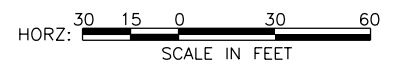
PLAN

NOTE:

1. WORK SHOWN ON SHEETS L-101 TO L-105 AND L-113 TO L-131 IS IDENTICAL FOR ALTERNATIVES 9A AND 9B.

LEGEND

- EXISTING TRACK
- PROPOSED TRACK
- LIMIT OF DISTURBANCE
- PROPOSED RETAINING WALL



IN PROGRESS

6/8/2016 4:08:23 PM
50625-s-tr-fra123
STANDARD PEN TABLE NO.

No.	Revisions	Date	By



**Office of Engineering
Engineering Design**
National Railroad Passenger Corporation
30th Street Station, Philadelphia, Pennsylvania 19104

Approved	Date

PRELIMINARY ENGINEERING

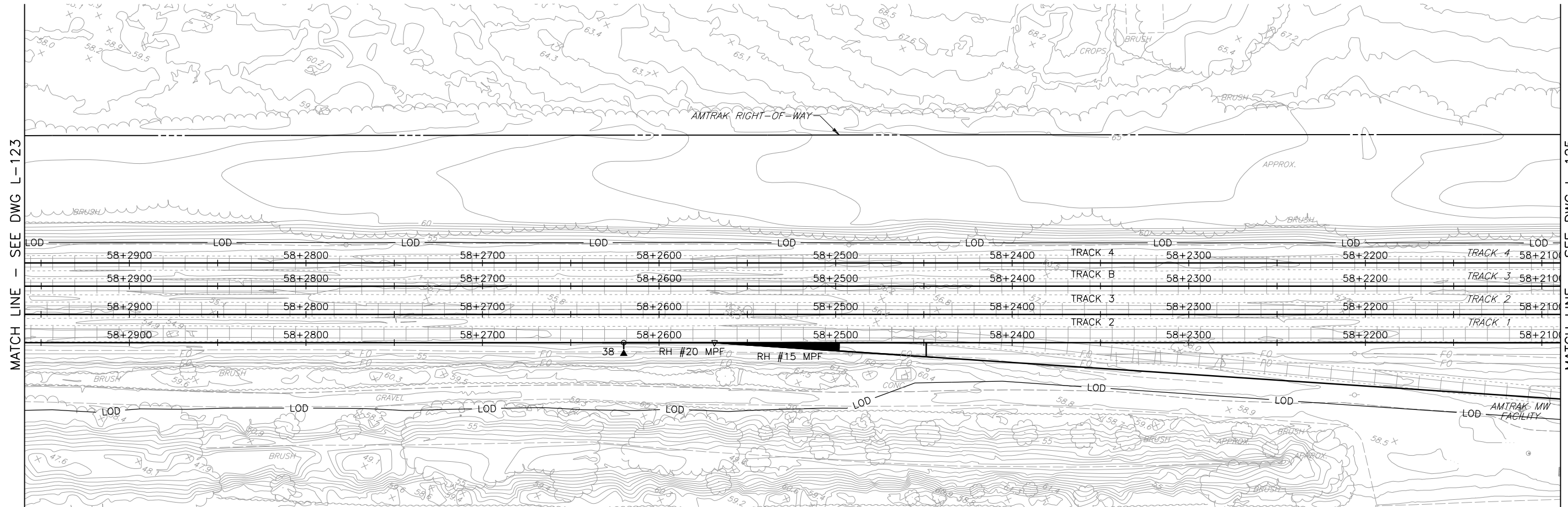


HNTB Corporation
1650 Arch Street, Suite 1700
Philadelphia, PA 19103
215-568-6500

**PERRYVILLE/HAVRE DE GRACE, MARYLAND
SUSQUEHANNA RIVER RAIL BRIDGE PROJECT
LIMIT OF DISTURBANCE**

PLAN (23 OF 31)
Designed DJS Drawn KAM Checked BDH Date 6/8/2016

Job No:	50625
File Name:	50625-s-tr-fra123
Sheet No.:	24 OF 32
Dwg. No.:	L-123



MATCH LINE - SEE DWG L-123

MATCH LINE - SEE DWG L-125

PLAN

NOTE:

1. WORK SHOWN ON SHEETS L-101 TO L-105 AND L-113 TO L-131 IS IDENTICAL FOR ALTERNATIVES 9A AND 9B.

LEGEND

- EXISTING TRACK
- PROPOSED TRACK
- LIMIT OF DISTURBANCE
- PROPOSED RETAINING WALL



IN PROGRESS

No.	Revisions	Date	By



**Office of Engineering
Engineering Design**
National Railroad Passenger Corporation
30th Street Station, Philadelphia, Pennsylvania 19104

Approved	Date

PRELIMINARY ENGINEERING

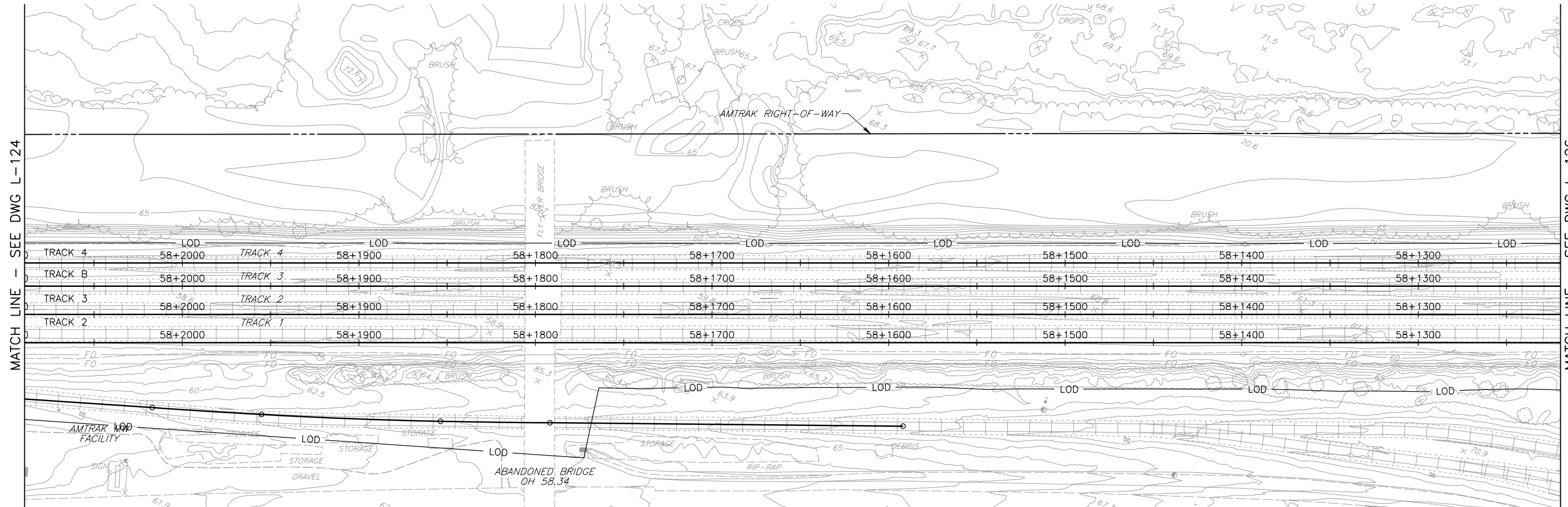


**PERRYVILLE/HAVRE DE GRACE, MARYLAND
SUSQUEHANNA RIVER RAIL BRIDGE PROJECT
LIMIT OF DISTURBANCE**

PLAN (24 OF 31)
Designed: DJS Drawn: KAM Checked: BDH Date: 6/8/2016

Job No:	50625
File Name:	50625-s-rr-fo124
Sheet No.:	25 OF 32
Dwg. No.:	L-124

6/8/2016 1:08:29 PM
STANDARD PEN TABLE NO.



MATCH LINE - SEE DWG L-124

MATCH LINE - SEE DWG L-126

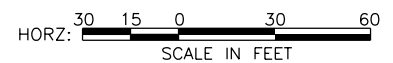
PLAN

NOTE:

1. WORK SHOWN ON SHEETS L-101 TO L-105 AND L-113 TO L-131 IS IDENTICAL FOR ALTERNATIVES 9A AND 9B.

LEGEND

- EXISTING TRACK
- PROPOSED TRACK
- LOD LOD LIMIT OF DISTURBANCE
- W W W PROPOSED RETAINING WALL



IN PROGRESS

6/8/2016 4:08:14 PM
STANDARD PEN TABLE NO.

No.	Revisions	Date	By



**Office of Engineering
Engineering Design**
National Railroad Passenger Corporation
30th Street Station, Philadelphia, Pennsylvania 19104

Approved	Date

PRELIMINARY ENGINEERING

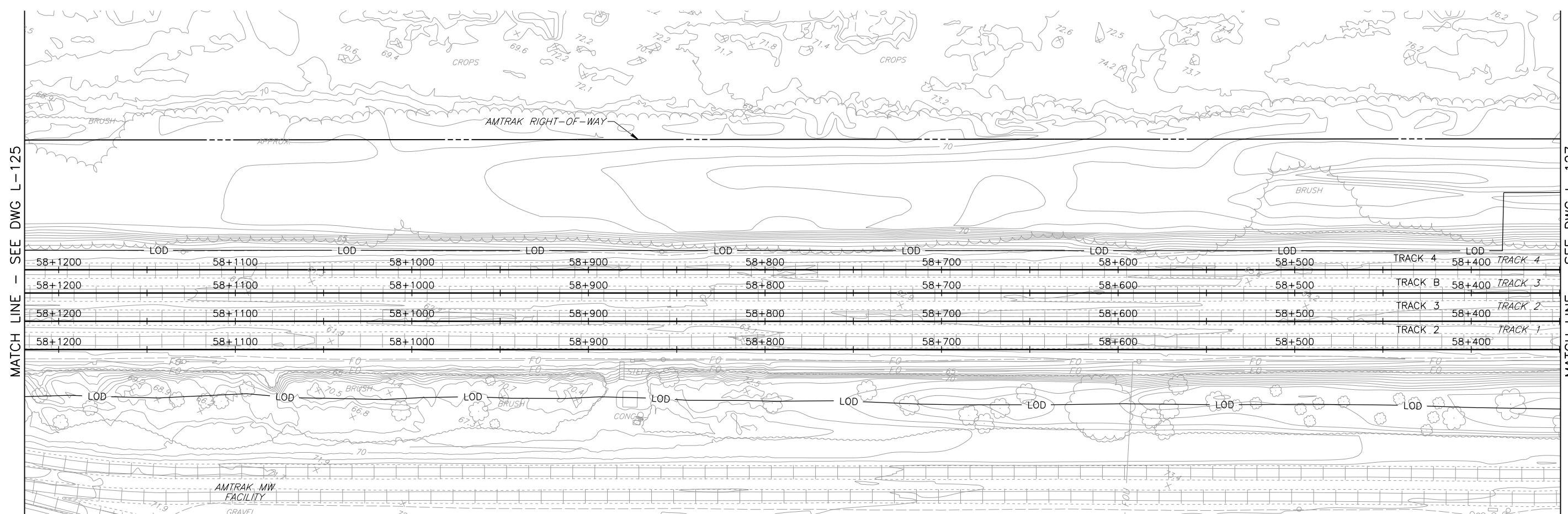


HNTB Corporation
1650 Arch Street, Suite 1700
Philadelphia, PA 19103
215-568-6500

**PERRYVILLE/HAVRE DE GRACE, MARYLAND
SUSQUEHANNA RIVER RAIL BRIDGE PROJECT
LIMIT OF DISTURBANCE**

PLAN (25 OF 31)
Designed DJS Drawn KAM Checked BDH Date 6/8/2016

Job No:	50625
File Name:	50625-s-tr-rr-l125
Sheet No.:	26 OF 32
Dwg. No.:	L-125



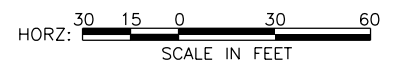
PLAN

NOTE:

1. WORK SHOWN ON SHEETS L-101 TO L-105 AND L-113 TO L-131 IS IDENTICAL FOR ALTERNATIVES 9A AND 9B.

LEGEND

- EXISTING TRACK
- PROPOSED TRACK
- LIMIT OF DISTURBANCE
- PROPOSED RETAINING WALL



IN PROGRESS

6/8/2016 4:08:39 PM
STANDARD PEN TABLE NO.

No.	Revisions	Date	By



**Office of Engineering
Engineering Design**
National Railroad Passenger Corporation
30th Street Station, Philadelphia, Pennsylvania 19104

Approved	Date

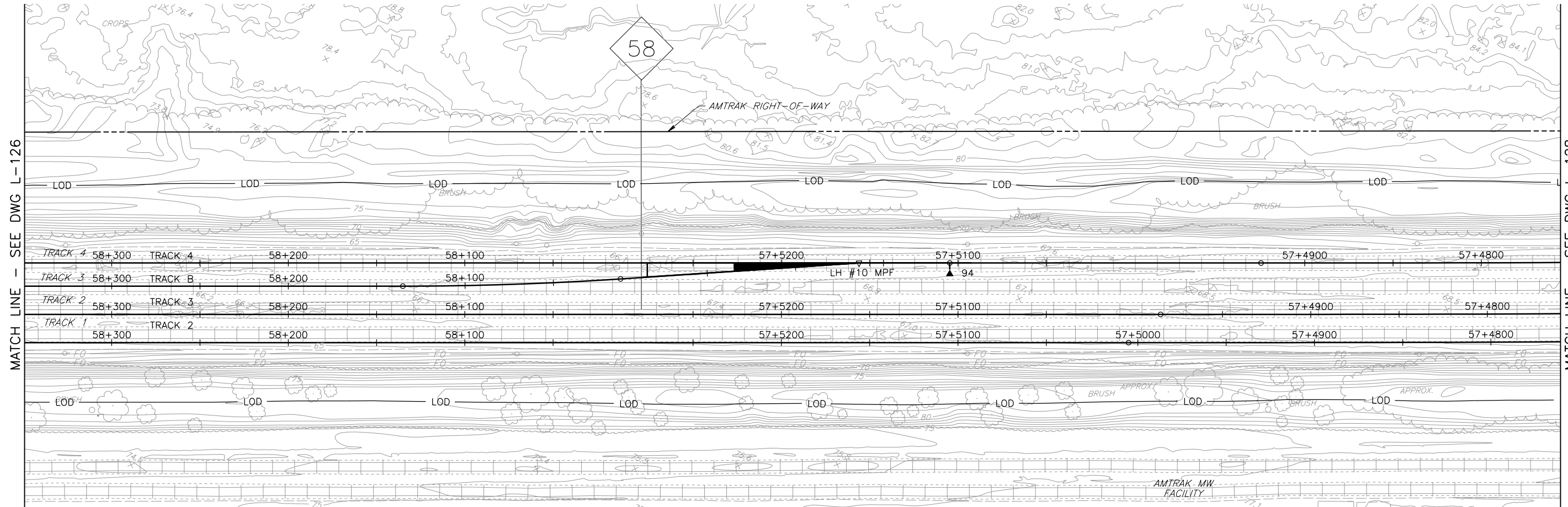
PRELIMINARY ENGINEERING



**PERRYVILLE/HAVRE DE GRACE, MARYLAND
SUSQUEHANNA RIVER RAIL BRIDGE PROJECT
LIMIT OF DISTURBANCE**

PLAN (26 OF 31)
Designed DJS Drawn KAM Checked BDH Date 6/8/2016

Job No:	50625
File Name:	50625-s-rr-fra126
Sheet No.:	27 OF 32
Dwg. No.:	L-126



MATCH LINE - SEE DWG L-126

MATCH LINE - SEE DWG L-128

PLAN

NOTE:

1. WORK SHOWN ON SHEETS L-101 TO L-105 AND L-113 TO L-131 IS IDENTICAL FOR ALTERNATIVES 9A AND 9B.

LEGEND

- EXISTING TRACK
- PROPOSED TRACK
- LIMIT OF DISTURBANCE
- PROPOSED RETAINING WALL



IN PROGRESS

6/8/2016 4:08:45 PM
50625-5-tr-rra127.dwg
STANDARD PEN TABLE NO.

No.	Revisions	Date	By



**Office of Engineering
Engineering Design**
National Railroad Passenger Corporation
30th Street Station, Philadelphia, Pennsylvania 19104

Approved	Date

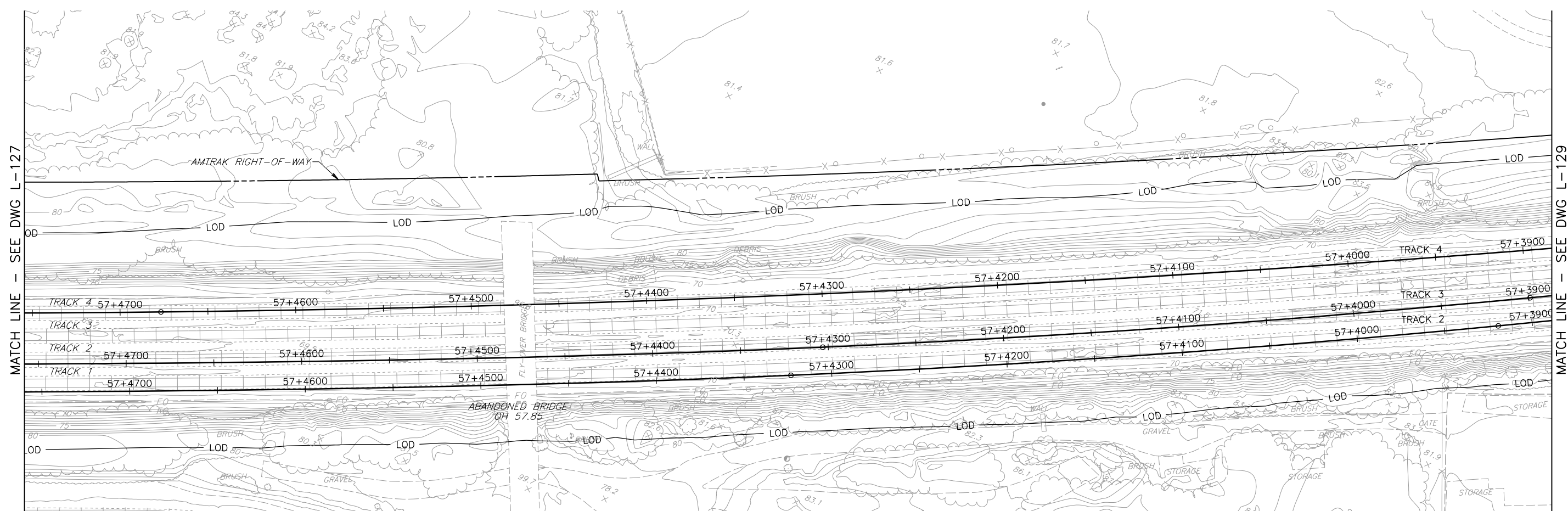
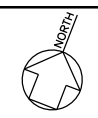
PRELIMINARY ENGINEERING



**PERRYVILLE/HAVRE DE GRACE, MARYLAND
SUSQUEHANNA RIVER RAIL BRIDGE PROJECT
LIMIT OF DISTURBANCE**

PLAN (27 OF 31)
Designed DJS Drawn KAM Checked BDH Date 6/8/2016

Job No:	50625
File Name:	50625-s-tr-rra127
Sheet No.:	28 OF 32
Dwg. No.:	L-127



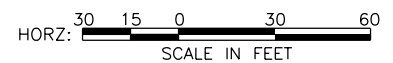
PLAN

NOTE:

1. WORK SHOWN ON SHEETS L-101 TO L-105 AND L-113 TO L-131 IS IDENTICAL FOR ALTERNATIVES 9A AND 9B.

LEGEND

- EXISTING TRACK
- PROPOSED TRACK
- LIMIT OF DISTURBANCE
- PROPOSED RETAINING WALL



IN PROGRESS

6/8/2016 4:08:50 PM
50625-s-tr-128.dwg
STANDARD PEN TABLE NO.

No.	Revisions	Date	By



**Office of Engineering
Engineering Design**
National Railroad Passenger Corporation
30th Street Station, Philadelphia, Pennsylvania 19104

Approved	Date

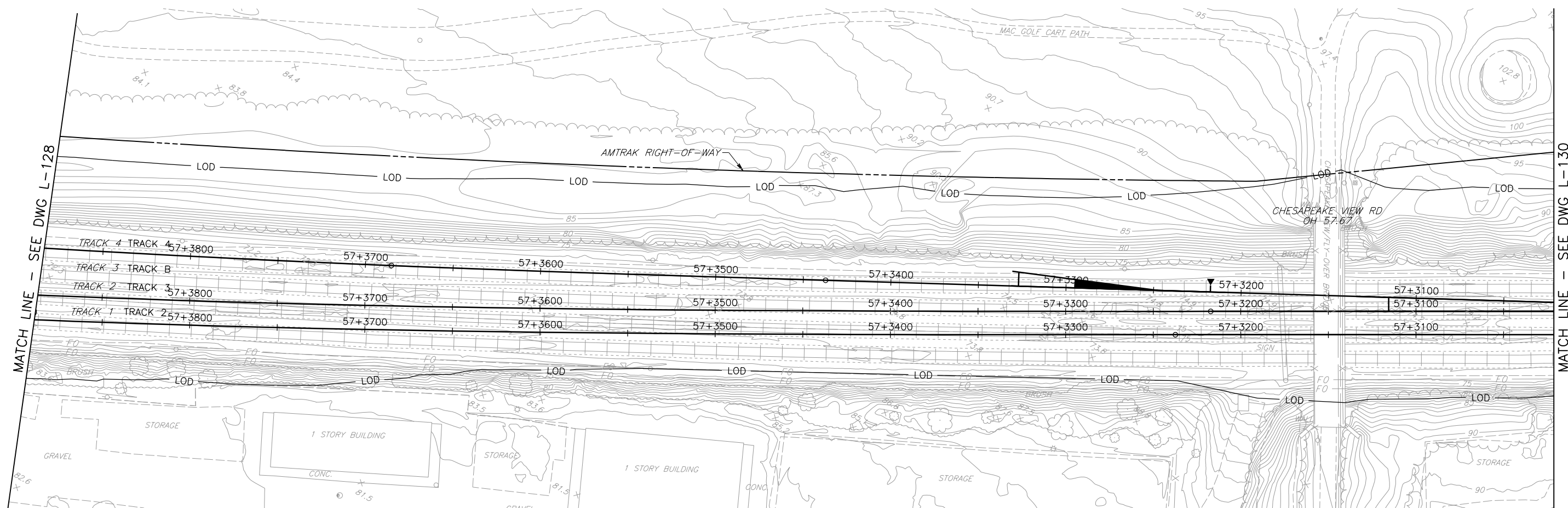
PRELIMINARY ENGINEERING



**PERRYVILLE/HAVRE DE GRACE, MARYLAND
SUSQUEHANNA RIVER RAIL BRIDGE PROJECT
LIMIT OF DISTURBANCE**

PLAN (28 OF 31)
Designed DJS Drawn KAM Checked BDH Date 6/8/2016

Job No:	50625
File Name:	50625-s-tr-128
Sheet No.:	29 OF 32
Dwg. No.:	L-128



PLAN

NOTE:

1. WORK SHOWN ON SHEETS L-101 TO L-105 AND L-113 TO L-131 IS IDENTICAL FOR ALTERNATIVES 9A AND 9B.

LEGEND

- EXISTING TRACK
- PROPOSED TRACK
- LIMIT OF DISTURBANCE
- PROPOSED RETAINING WALL



IN PROGRESS

6/8/2016 4:08:56 PM
STANDARD PEN TABLE NO.

No.	Revisions	Date	By



**Office of Engineering
Engineering Design**
National Railroad Passenger Corporation
30th Street Station, Philadelphia, Pennsylvania 19104

Approved	Date


PRELIMINARY ENGINEERING



**PERRYVILLE/HAVRE DE GRACE, MARYLAND
SUSQUEHANNA RIVER RAIL BRIDGE PROJECT
LIMIT OF DISTURBANCE**

PLAN (29 OF 31)
Designed DJS Drawn KAM Checked BDH Date 6/8/2016

Job No:	50625
File Name:	50625-s-rr-fra129
Sheet No.	30 OF 32
Dwg. No.	L-129



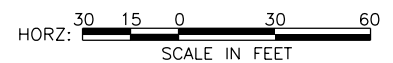
PLAN

NOTE:

1. WORK SHOWN ON SHEETS L-101 TO L-105 AND L-113 TO L-131 IS IDENTICAL FOR ALTERNATIVES 9A AND 9B.

LEGEND

- EXISTING TRACK
- PROPOSED TRACK
- LIMIT OF DISTURBANCE
- PROPOSED RETAINING WALL



IN PROGRESS

6/8/2016 4:00:01 PM
STANDARD PEN TABLE NO.

No.	Revisions	Date	By



**Office of Engineering
Engineering Design**
National Railroad Passenger Corporation
30th Street Station, Philadelphia, Pennsylvania 19104

Approved	Date

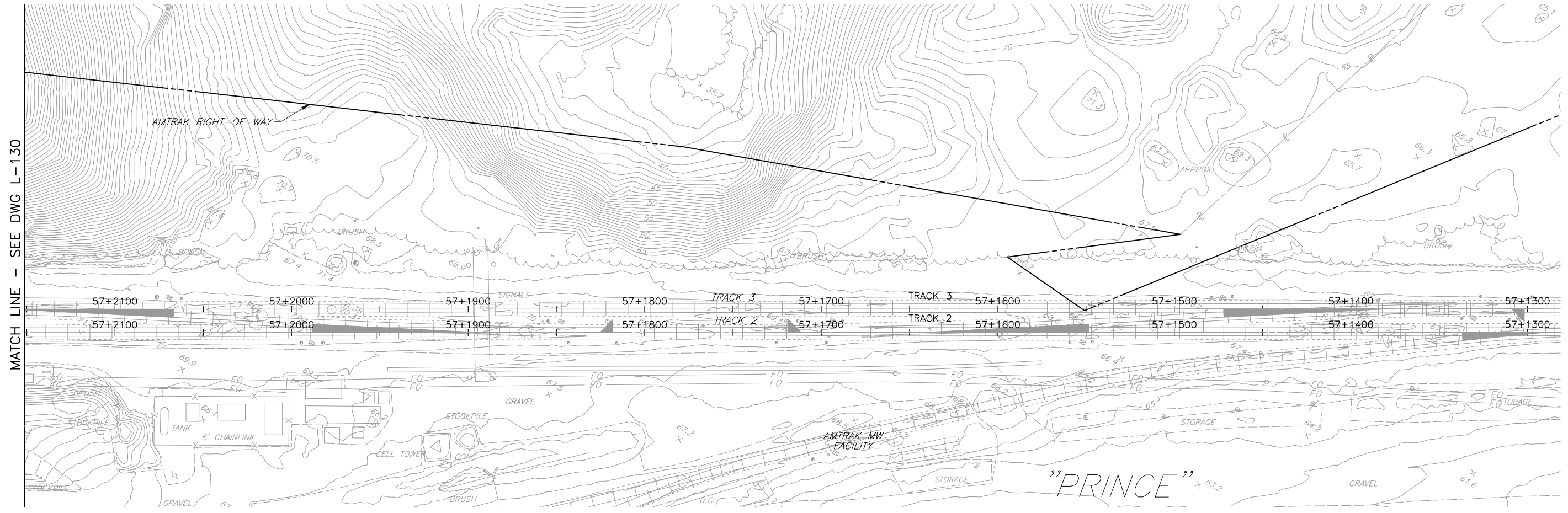
PRELIMINARY ENGINEERING



**PERRYVILLE/HAVRE DE GRACE, MARYLAND
SUSQUEHANNA RIVER RAIL BRIDGE PROJECT
LIMIT OF DISTURBANCE**

PLAN (30 OF 31)
Designed DJS Drawn KAM Checked BDH Date 6/8/2016

Job No:	50625
File Name:	50625-s-rr-fra130
Sheet No.:	31 OF 32
Dwg. No.:	L-130



MATCH LINE - SEE DWG L-130

PLAN

NOTE:

1. WORK SHOWN ON SHEETS L-101 TO L-105 AND L-113 TO L-131 IS IDENTICAL FOR ALTERNATIVES 9A AND 9B.

LEGEND

- EXISTING TRACK
- PROPOSED TRACK
- LIMIT OF DISTURBANCE
- PROPOSED RETAINING WALL



IN PROGRESS

6/8/2016 4:00:07 PM
STANDARD PEN TABLE NO.

No.	Revisions	Date	By



**Office of Engineering
Engineering Design**
National Railroad Passenger Corporation
30th Street Station, Philadelphia, Pennsylvania 19104

Approved	Date

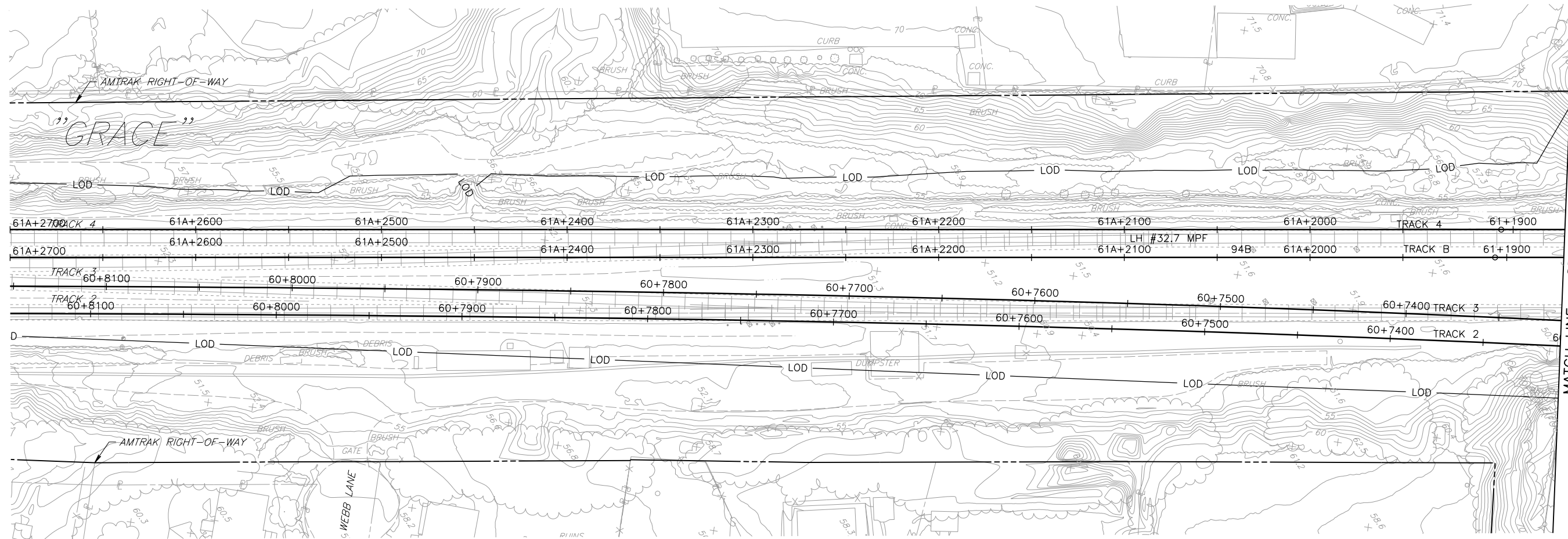
PRELIMINARY ENGINEERING



**PERRYVILLE/HAVRE DE GRACE, MARYLAND
SUSQUEHANNA RIVER RAIL BRIDGE PROJECT
LIMIT OF DISTURBANCE**

PLAN (31 OF 31)
Designed: DJS Drawn: KAM Checked: BDH Date: 6/8/2016

Job No:	50625
File Name:	50625-s-rr-fo131
Sheet No.:	32 OF 32
Dwg. No.:	L-131



PLAN

NOTE:

- 1. WORK SHOWN FOR ALTERNATIVE 9A.
FOR 9B SEE L-106 TO L-112.

LEGEND

- EXISTING TRACK
- PROPOSED TRACK
- LIMIT OF DISTURBANCE
- PROPOSED RETAINING WALL



IN PROGRESS

6/8/2016 4:08:12 PM
50625-S-R-106A
STANDARD PEN TABLE NO.

No.	Revisions	Date	By



**Office of Engineering
Engineering Design**
National Railroad Passenger Corporation
30th Street Station, Philadelphia, Pennsylvania 19104

Approved	Date

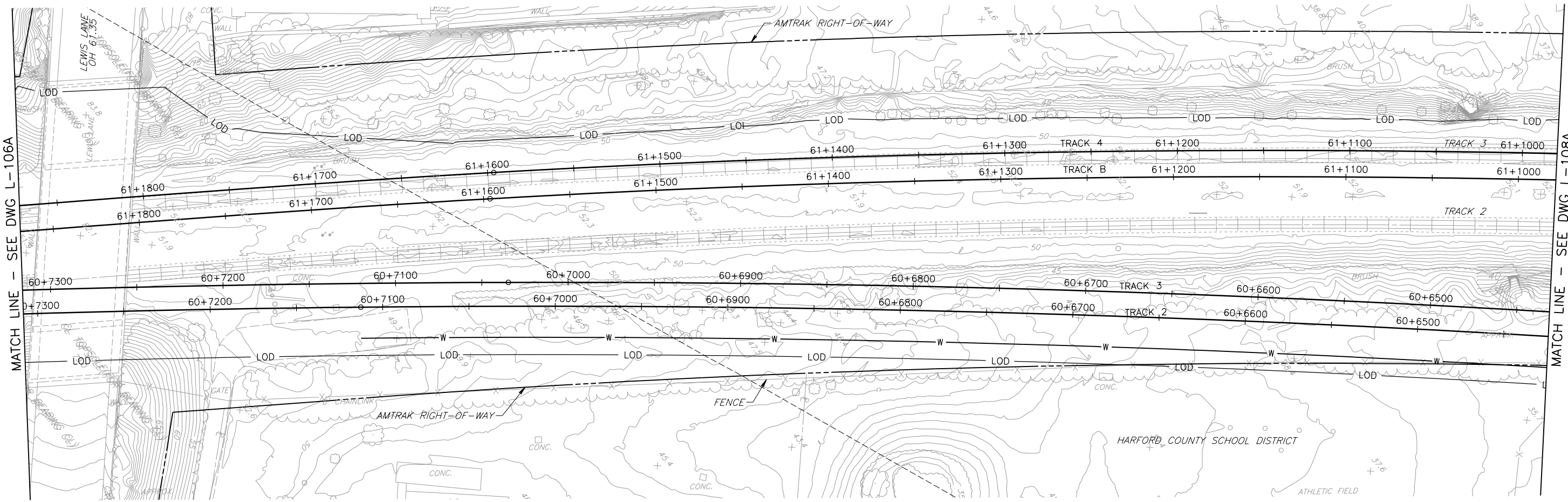
PRELIMINARY ENGINEERING



**PERRYVILLE/HAVRE DE GRACE, MARYLAND
SUSQUEHANNA RIVER RAIL BRIDGE PROJECT
LIMIT OF DISTURBANCE**

T-A PLAN (6 OF 31)
Designed DJS Drawn KAM Checked BDH Date 6/8/2016

Job No:	50625
File Name:	50625-s-r-106A
Sheet No.:	1 OF 7
Dwg. No.:	L-106A



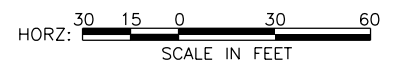
PLAN

NOTE:

- 1. WORK SHOWN FOR ALTERNATIVE 9A. FOR 9B SEE L-106 TO L-112.

LEGEND

- EXISTING TRACK
- PROPOSED TRACK
- LIMIT OF DISTURBANCE
- PROPOSED RETAINING WALL



IN PROGRESS

No.	Revisions	Date	By



Office of Engineering
Engineering Design
National Railroad Passenger Corporation
30th Street Station, Philadelphia, Pennsylvania 19104

Approved	Date

PRELIMINARY ENGINEERING

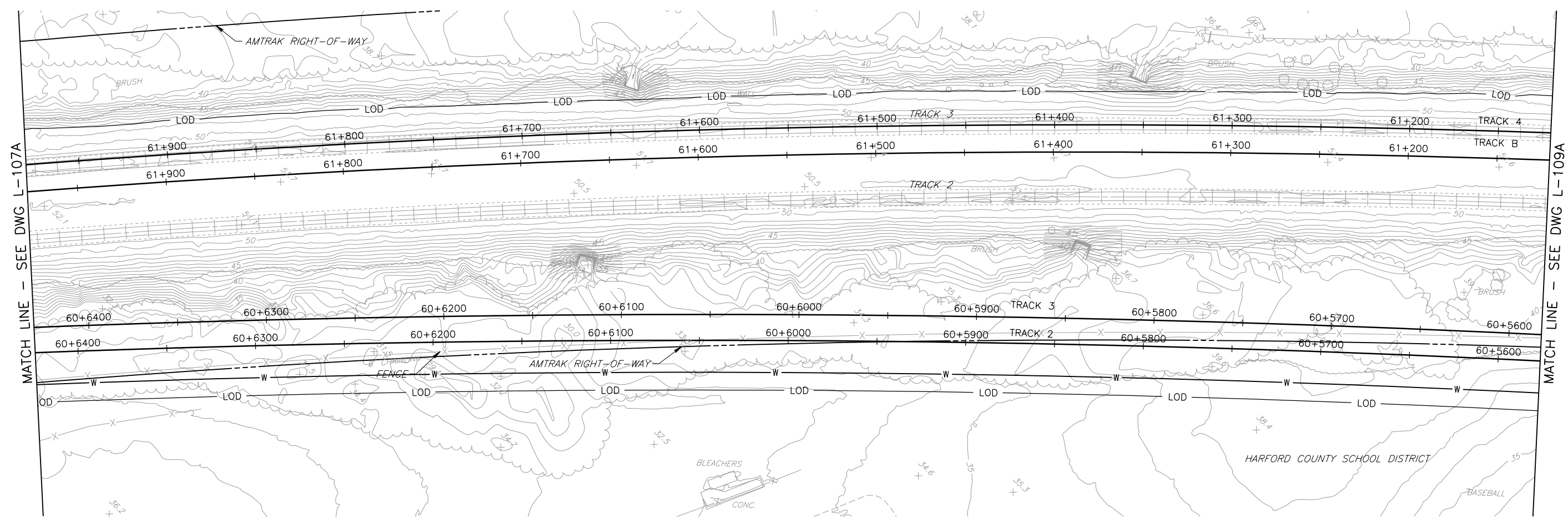
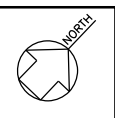


PERRYVILLE/HAVRE DE GRACE, MARYLAND
SUSQUEHANNA RIVER RAIL BRIDGE PROJECT
LIMIT OF DISTURBANCE

T-A PLAN (7 OF 31)
Designed DJS Drawn KAM Checked BDH Date 6/8/2016

Job No:	50625
File Name:	50625-s-r-ra107a
Sheet No.:	2 OF 7
Dwg. No.:	L-107A

6/8/2016 4:08:18 PM
 STANDARD PEN TABLE NO



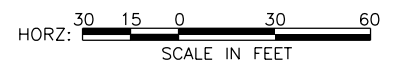
PLAN

NOTE:

- 1. WORK SHOWN FOR ALTERNATIVE 9A.
FOR 9B SEE L-106 TO L-112.

LEGEND

- EXISTING TRACK
- PROPOSED TRACK
- LIMIT OF DISTURBANCE
- PROPOSED RETAINING WALL



IN PROGRESS

6/8/2016 4:02:24 PM
STANDARD PEN TABLE NO.

No.	Revisions	Date	By



**Office of Engineering
Engineering Design**
National Railroad Passenger Corporation
30th Street Station, Philadelphia, Pennsylvania 19104

Approved	Date

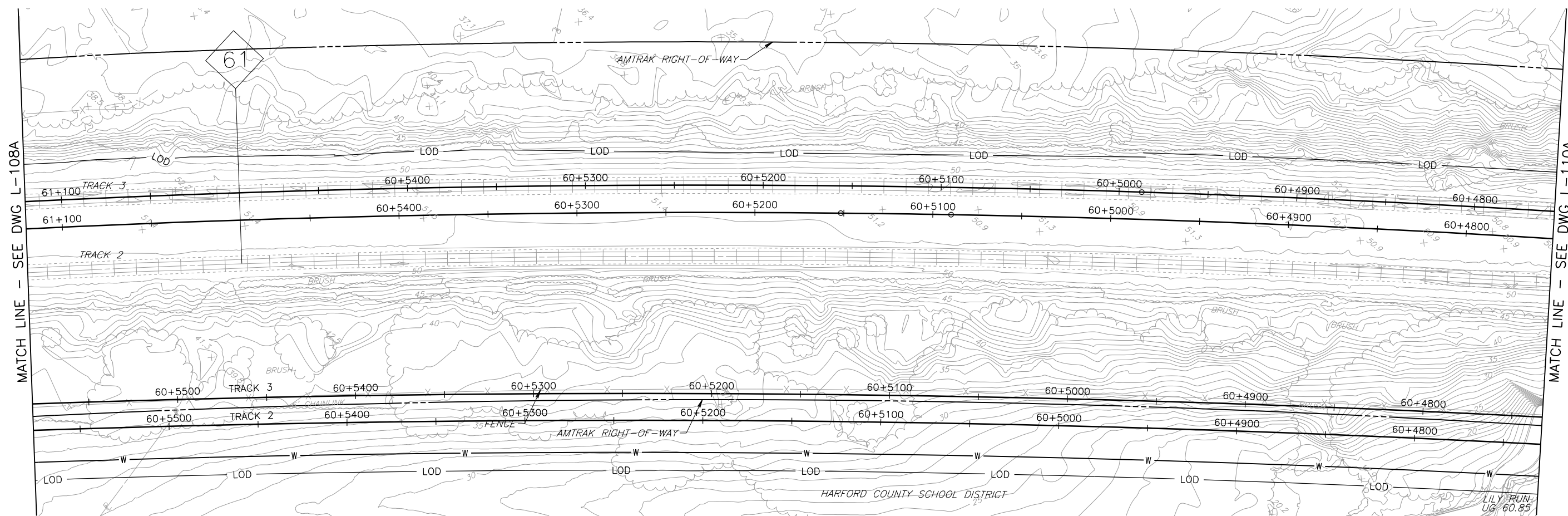
PRELIMINARY ENGINEERING



**PERRYVILLE/HAVRE DE GRACE, MARYLAND
SUSQUEHANNA RIVER RAIL BRIDGE PROJECT
LIMIT OF DISTURBANCE**

T-A PLAN (8 OF 7)
Designed DJS Drawn KAM Checked BDH Date 6/8/2016

Job No:	50625
File Name:	50625-s-r-ra108A
Sheet No.:	3 OF 7
Dwg. No.:	L-108A



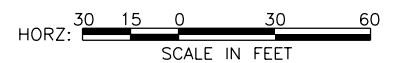
PLAN

NOTE:

- 1. WORK SHOWN FOR ALTERNATIVE 9A.
FOR 9B SEE L-106 TO L-112.

LEGEND

- EXISTING TRACK
- PROPOSED TRACK
- LIMIT OF DISTURBANCE
- PROPOSED RETAINING WALL



IN PROGRESS

6/8/2016 4:02:29 PM
STANDARD PEN TABLE NO.

No.	Revisions	Date	By



**Office of Engineering
Engineering Design**
National Railroad Passenger Corporation
30th Street Station, Philadelphia, Pennsylvania 19104

Approved	Date

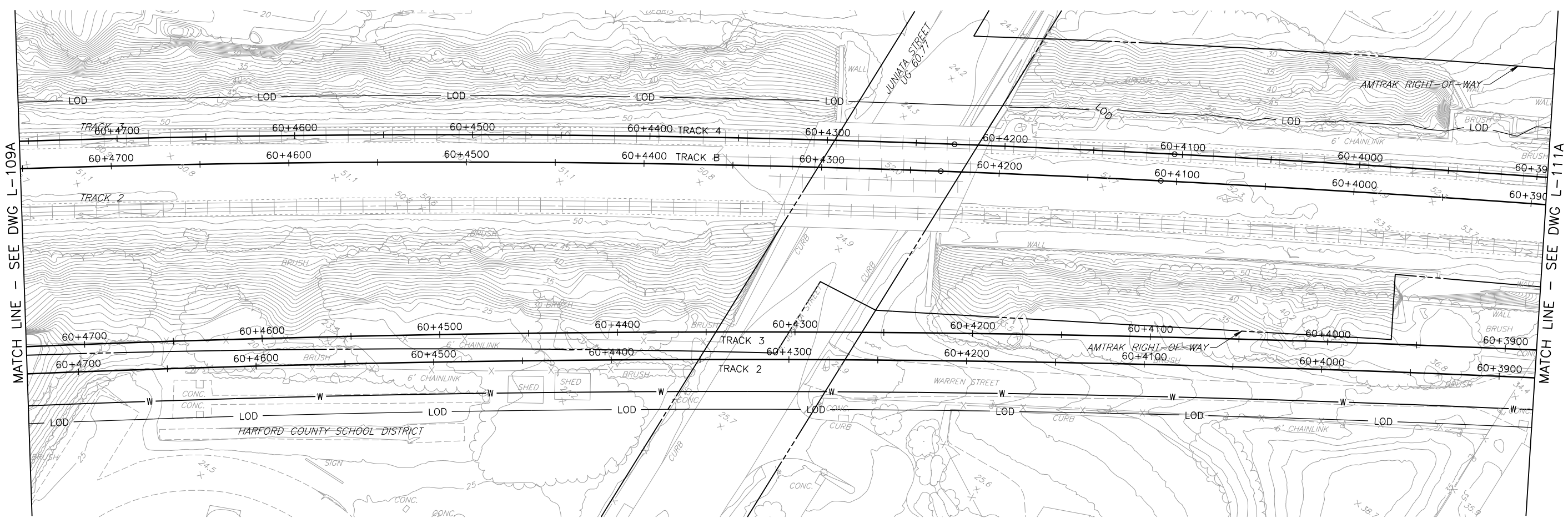
PRELIMINARY ENGINEERING



**PERRYVILLE/HAVRE DE GRACE, MARYLAND
SUSQUEHANNA RIVER RAIL BRIDGE PROJECT
LIMIT OF DISTURBANCE**

Designed	DJS	Drawn	KAM	Checked	BDH	Date	6/8/2016
----------	-----	-------	-----	---------	-----	------	----------

Job No:	50625
File Name:	50625-s-r-ra109A
Sheet No.	4 OF 7
Dwg. No.	L-109A



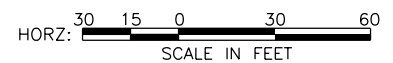
PLAN

NOTE:

- 1. WORK SHOWN FOR ALTERNATIVE 9A. FOR 9B SEE L-106 TO L-112.

LEGEND

- Existing Track (represented by a solid line with cross-ticks)
- Proposed Track (represented by a solid line)
- Limit of Disturbance (LOD) (represented by a dashed line)
- Proposed Retaining Wall (W) (represented by a line with 'W' markers)



IN PROGRESS

6/8/2016 4:08:54 PM
50625-s-r-110A
STANDARD PEN TABLE NO.

No.	Revisions	Date	By



Office of Engineering
Engineering Design
National Railroad Passenger Corporation
30th Street Station, Philadelphia, Pennsylvania 19104

Approved	Date

PRELIMINARY ENGINEERING

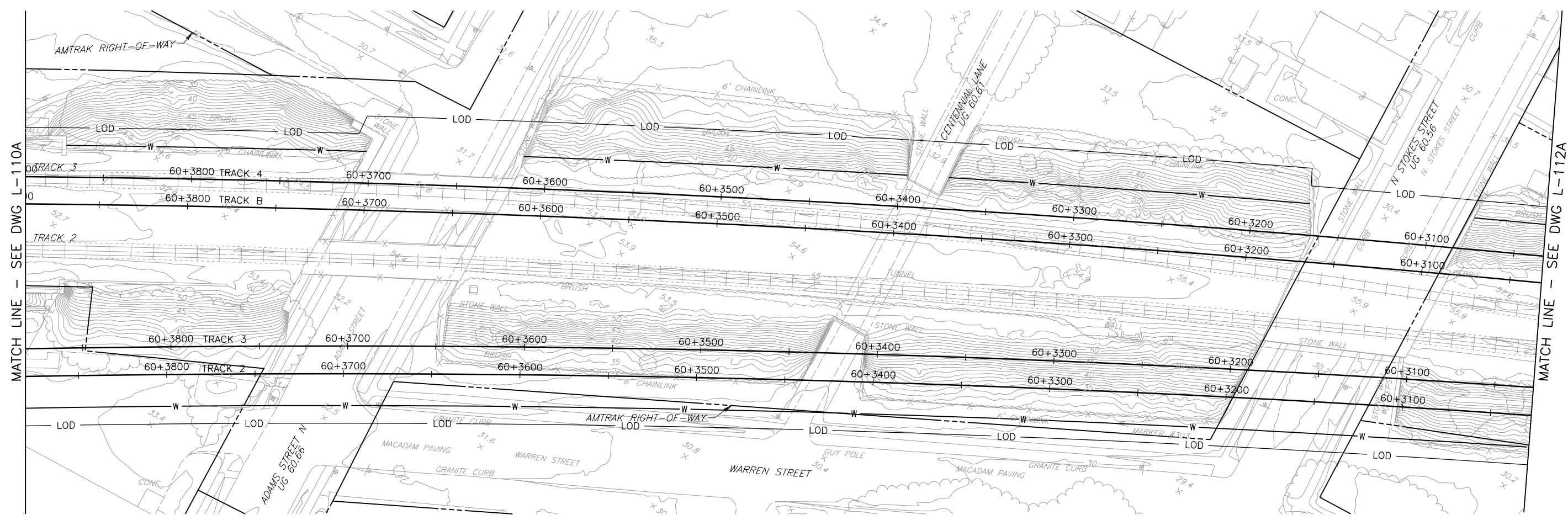


HNTB Corporation
1650 Arch Street, Suite 1700
Philadelphia, PA 19103
215-568-6500

PERRYVILLE/HAVRE DE GRACE, MARYLAND
SUSQUEHANNA RIVER RAIL BRIDGE PROJECT
LIMIT OF DISTURBANCE

T-A PLAN (10 OF 31)
Designed DJS Drawn KAM Checked BDH Date 6/8/2016

Job No:	50625
File Name:	50625-s-r-110A
Sheet No.:	5 OF 7
Dwg. No.:	L-110A



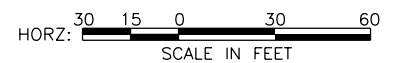
PLAN

NOTE:

- 1. WORK SHOWN FOR ALTERNATIVE 9A. FOR 9B SEE L-106 TO L-112.

LEGEND

- EXISTING TRACK
- PROPOSED TRACK
- LIMIT OF DISTURBANCE
- PROPOSED RETAINING WALL



IN PROGRESS

No.	Revisions	Date	By



Office of Engineering
Engineering Design
National Railroad Passenger Corporation
30th Street Station, Philadelphia, Pennsylvania 19104

Approved	Date

PRELIMINARY ENGINEERING



HNTB Corporation
1650 Arch Street, Suite 1700
Philadelphia, PA 19103
215-568-6500

PERRYVILLE/HAVRE DE GRACE, MARYLAND
SUSQUEHANNA RIVER RAIL BRIDGE PROJECT
LIMIT OF DISTURBANCE
T-A PLAN (11 OF 31)

Designed	DJS	Drawn	KAM	Checked	BDH	Date	6/8/2016
----------	-----	-------	-----	---------	-----	------	----------

Job No:	50625
File Name:	50625-s-r-ra111a
Sheet No.	6 OF 7
Dwg. No.	L-111A

6/8/2016 4:09:40 PM
 STANDARD PEN TABLE NO



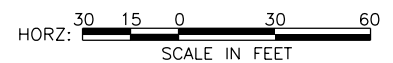
PLAN

NOTE:

- 1. WORK SHOWN FOR ALTERNATIVE 9A.
FOR 9B SEE L-106 TO L-112.

LEGEND

- EXISTING TRACK
- PROPOSED TRACK
- LIMIT OF DISTURBANCE
- PROPOSED RETAINING WALL



IN PROGRESS

No.	Revisions	Date	By



**Office of Engineering
Engineering Design**
National Railroad Passenger Corporation
30th Street Station, Philadelphia, Pennsylvania 19104

Approved	Date

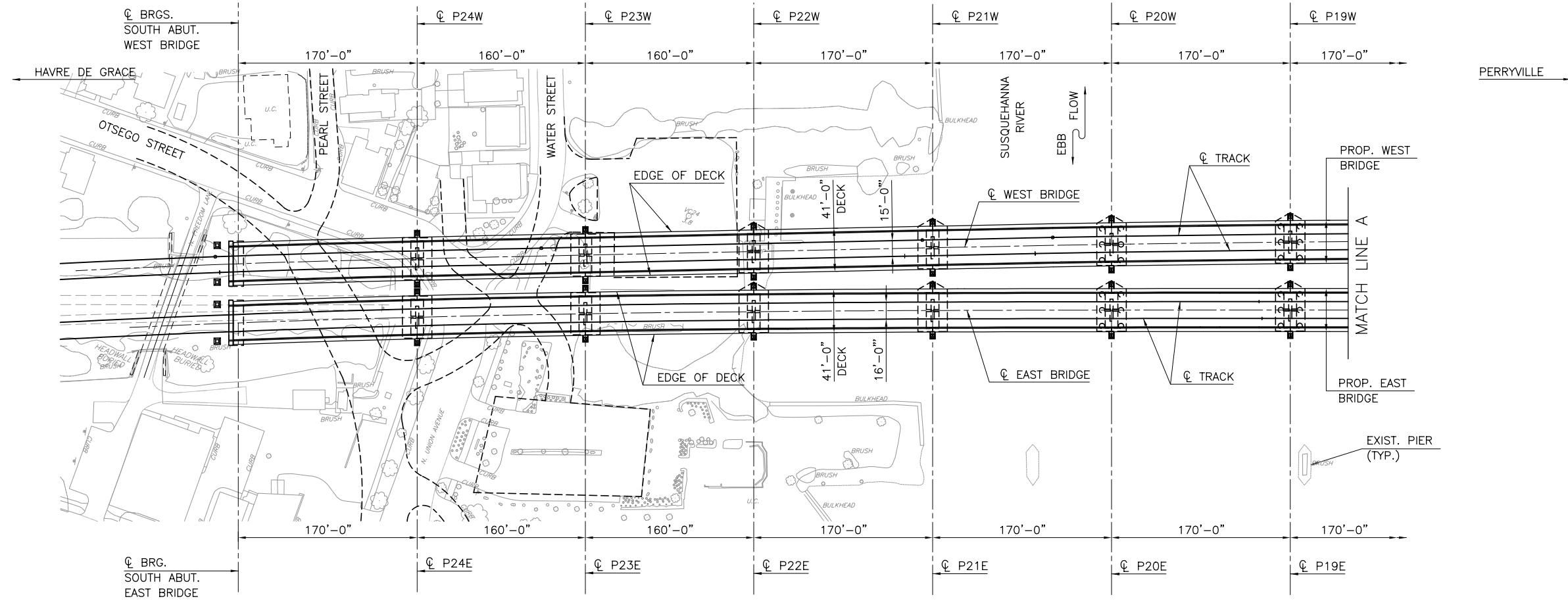
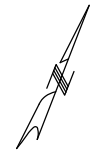
PRELIMINARY ENGINEERING



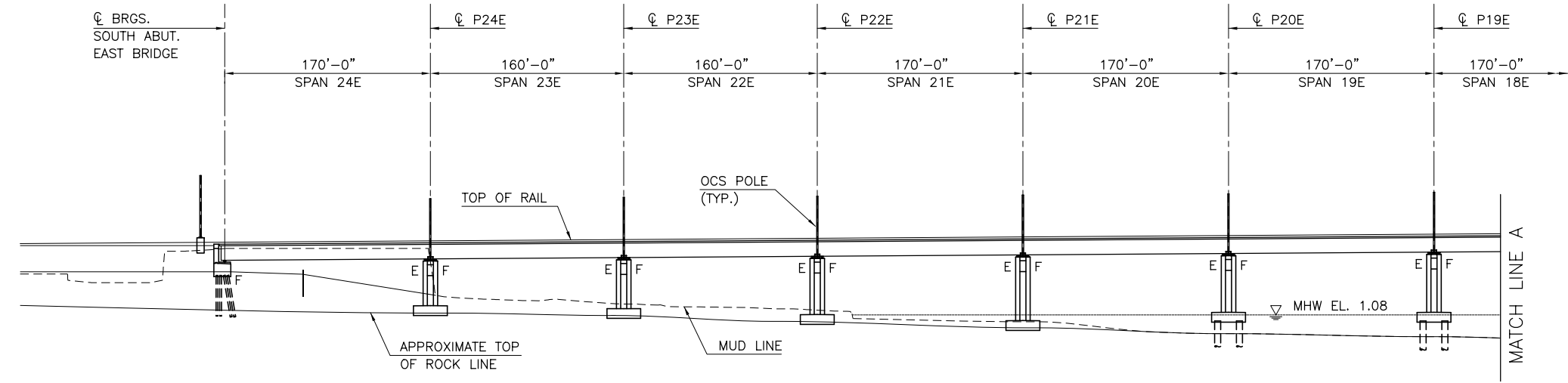
**PERRYVILLE/HAVRE DE GRACE, MARYLAND
SUSQUEHANNA RIVER RAIL BRIDGE PROJECT
LIMIT OF DISTURBANCE**
T-A PLAN (12 OF 31)
Designed DJS Drawn KAM Checked BDH Date 6/8/2016

Job No:	50625
File Name:	50625-s-r-ra112a
Sheet No.:	7 OF 7
Dwg. No.:	L-112A

6/8/2016 4:04:45 PM
50625-s-r-ra112a.dwg
STANDARD PEN TABLE NO.



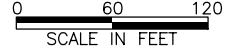
PLAN
1" = 60'-0"



ELEVATION - EAST BRIDGE
1" = 60'-0"

DRAFT

OPTION 9A/9B



6/27/2016 7:52:27 AM
 STANDARD PEN TABLE NO.

No.	Revisions	Date	By



Office of Engineering
Engineering Design
National Railroad Passenger Corporation
30th Street Station, Philadelphia, Pennsylvania 19104

Approved	Date

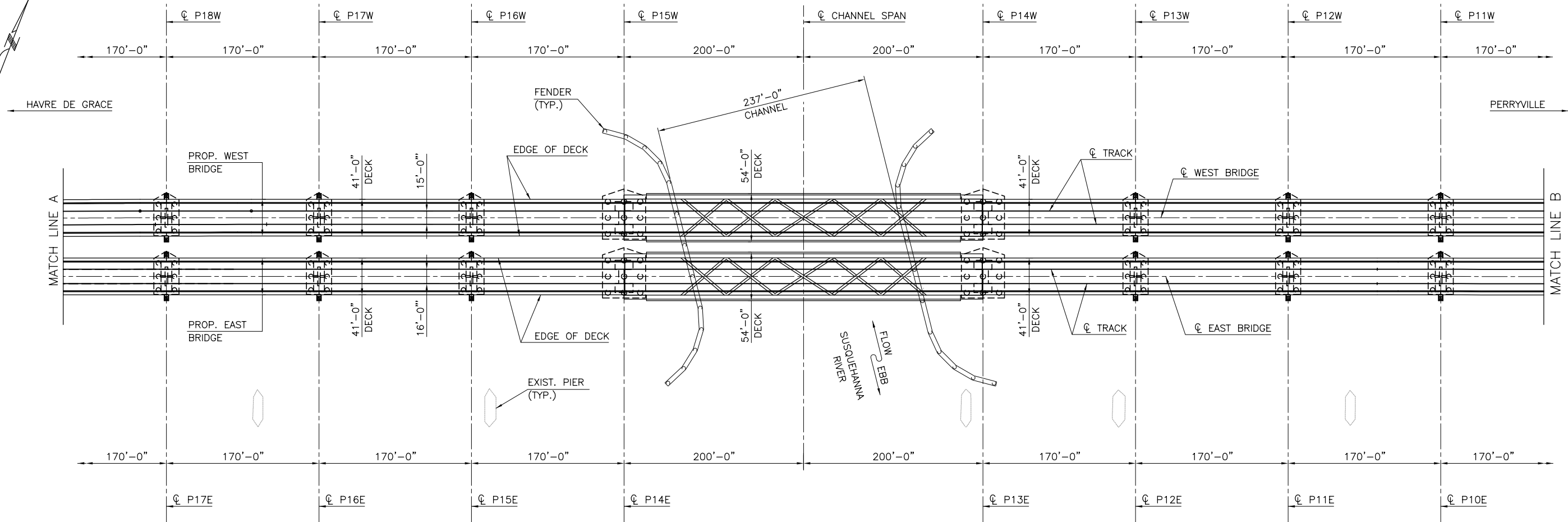
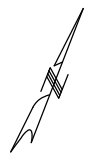
PRELIMINARY ENGINEERING



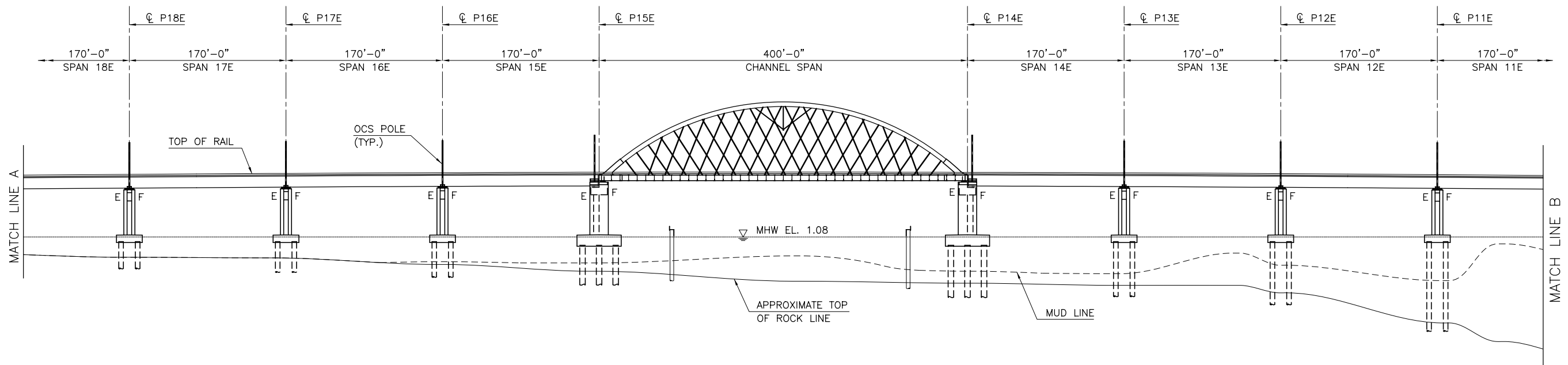
PERRYVILLE/HAVRE DE GRACE, MARYLAND
SUSQUEHANNA RIVER RAIL BRIDGE PROJECT

GENERAL PLAN AND ELEVATION - 1
Designed BX Drawn DS Checked GD Date

Job No:	50625
File Name:	XXX
Sheet No.:	OF
Draw. No.:	STR-004



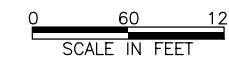
PLAN
1" = 60'-0"



ELEVATION - EAST BRIDGE
1" = 60'-0"

DRAFT

OPTION 9A/9B



6/27/2016 7:18:24 AM STANDARD PEN TABLE NO.

No.	Revisions	Date	By



Office of Engineering
Engineering Design
National Railroad Passenger Corporation
30th Street Station, Philadelphia, Pennsylvania 19104

Approved	Date

PRELIMINARY ENGINEERING

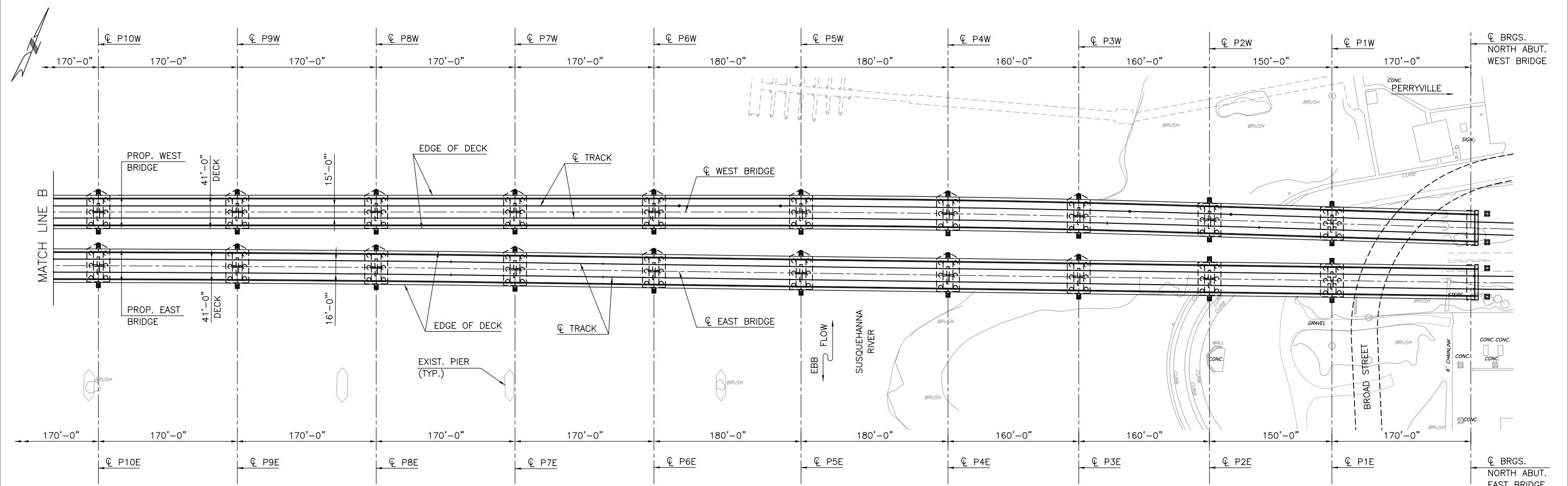


HNTB Corporation
1650 Arch Street, Suite 1700
Philadelphia, PA 19103
215-568-6500

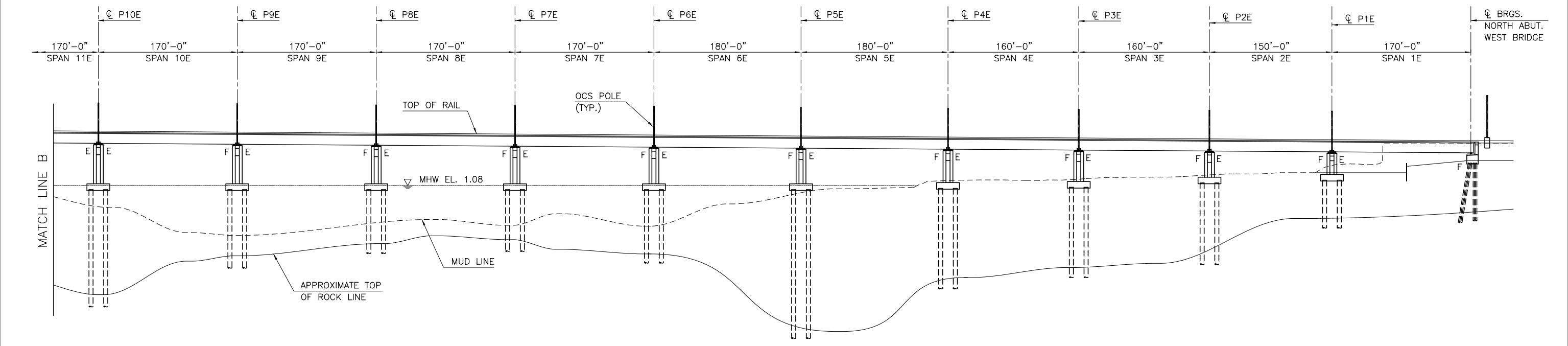
PERRYVILLE/HAVRE DE GRACE, MARYLAND
SUSQUEHANNA RIVER RAIL BRIDGE PROJECT

GENERAL PLAN AND ELEVATION - 2			
Designed	BX	Drawn	DS
Checked	GD	Date	

Job No:	50625
File Name:	XXX
Sheet No.:	OF
Dwg. No.:	STR-005



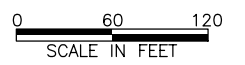
PLAN
1" = 60'-0"



ELEVATION - EAST BRIDGE
1" = 60'-0"

DRAFT

OPTION 9A/9B



6/27/2016 7:25:05 AM
STANDARD PEN TABLE NO.

No.	Revisions	Date	By



Office of Engineering
Engineering Design
National Railroad Passenger Corporation
30th Street Station, Philadelphia, Pennsylvania 19104

Approved	Date

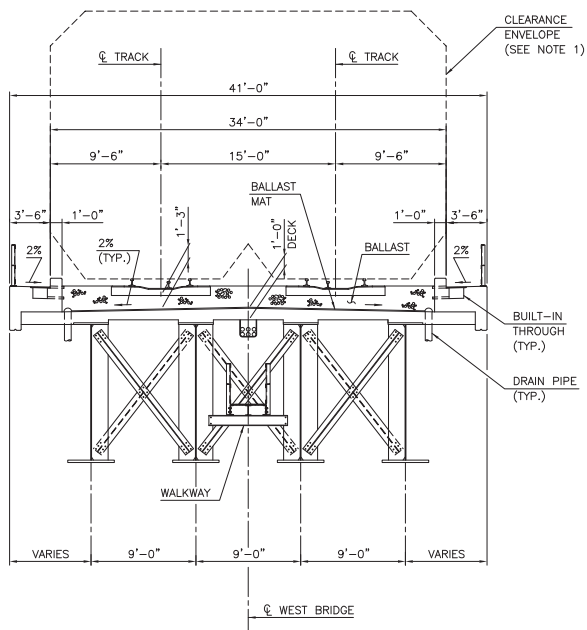
PRELIMINARY ENGINEERING



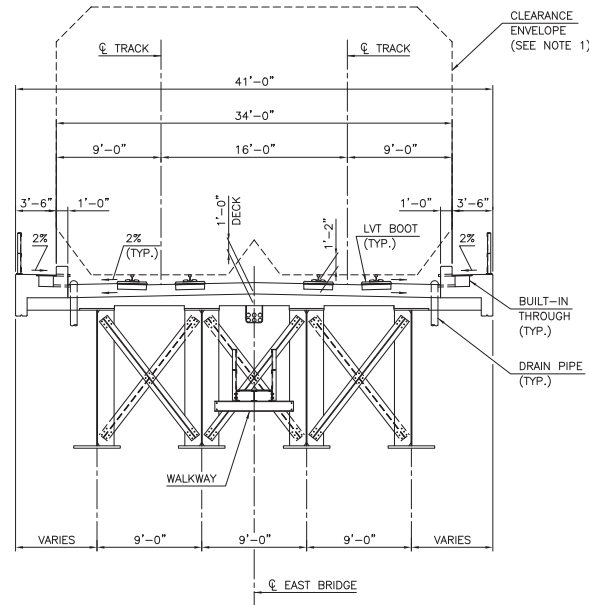
PERRYVILLE/HAVRE DE GRACE, MARYLAND
SUSQUEHANNA RIVER RAIL BRIDGE PROJECT

GENERAL PLAN AND ELEVATION - 3			
Designed	BX	Drawn	DS
Checked	GD	Date	

Job No:	50625
File Name:	XXX
Sheet No.:	OF
Draw. No.:	STR-005



WEST BRIDGE - APPROACH TYPICAL CROSS SECTION
3/16" = 1'-0"



EAST BRIDGE - APPROACH TYPICAL CROSS SECTION
3/16" = 1'-0"

NOTES:
1. MINIMUM RAILWAY BRIDGE CLEARANCES WITHOUT CURVE CORRECTIONS.

DRAFT

OPTION 9A/9B



11/15/21 1:45PM BY
 11/15/21 1:45PM BY
 11/15/21 1:45PM BY
 11/15/21 1:45PM BY

No.	Revisions	Date	By



Office of Engineering
Engineering Design
National Railroad Passenger Corporation
30th Street Station, Philadelphia, Pennsylvania 19104

Approved	Date

PRELIMINARY ENGINEERING



HNTB Corporation
1650 Arch Street, Suite 1700
Philadelphia, PA 19103
215-568-6500

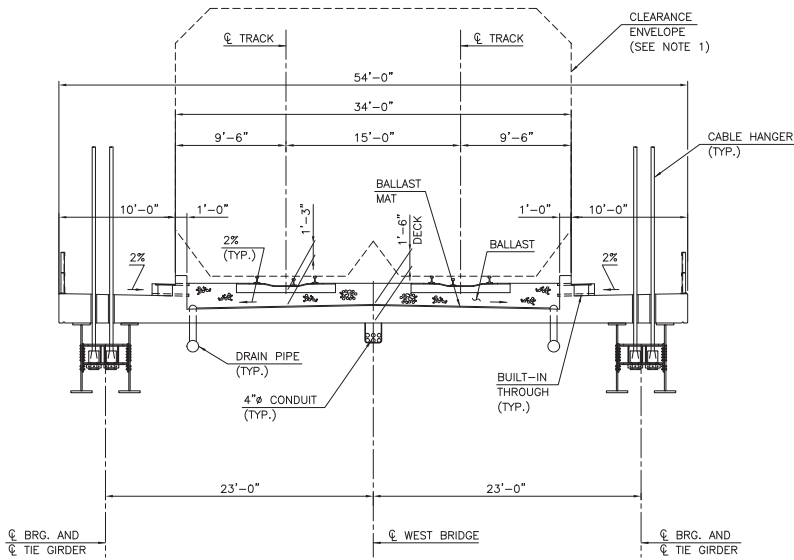
PERRYVILLE/HAVRE DE GRACE, MARYLAND
SUSQUEHANNA RIVER RAIL BRIDGE PROJECT

Job No: 50625
File Name: XXX
Sheet No: 0F

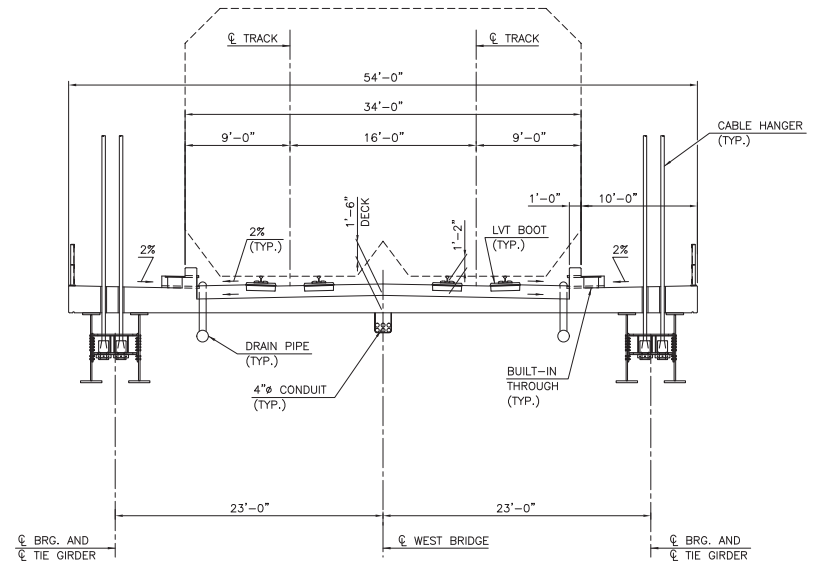
APPROACH TYPICAL CROSS SECTION

Designed BX Drawn DS Checked GD Date

Date: STR-007



WEST BRIDGE — ARCH TYPICAL CROSS SECTION
3/16" = 1'-0"



EAST BRIDGE — APPROACH TYPICAL CROSS SECTION
3/16" = 1'-0"

NOTES:
1. MINIMUM RAILWAY BRIDGE CLEARANCES WITHOUT CURVE CORRECTIONS.

DRAFT

OPTION 9A/9B



11/15/2011 10:58:11 AM
 PLOT SCALE: AS SHOWN
 STANDARD PLOT TABLE: NO

No.	Revisions	Date	By



Office of Engineering
Engineering Design
National Railroad Passenger Corporation
30th Street Station, Philadelphia, Pennsylvania 19104

Approved	Date

PRELIMINARY ENGINEERING



HNTB Corporation
1650 Arch Street, Suite 1700
Philadelphia, PA 19103
215-588-6500

PERRYVILLE/HAVRE DE GRACE, MARYLAND
SUSQUEHANNA RIVER RAIL BRIDGE PROJECT

Job No: 50625
File Name: XXX
Sheet No: 0F

ARCH TYPICAL CROSS SECTION
Designed BX Drawn DS Checked GD Date

Job No: 50625
File Name: XXX
Sheet No: 0F
Date: 11/15/2011
Drawing: STR-008